

DATE: June 22, 2021

TO: Kristy Lisle, Executive Vice President  
Kelaiah Harris, Instructional Services Coordinator

FROM: Elaine Kuo, College Researcher

RE: Program Review Advisory Council Survey Results

---

### **Overview**

A survey invitation was sent to Advisory Council membership (voting and non-voting) who would have attended the Program Review presentations on May 7 and May 12, 2021. Twelve respondents, representing students, faculty, classified staff, and administrators responded to the survey out of a possible 27, for a response rate of 44%. Responses to all survey questions are included at the end of the memo.

### **Highlights**

- More than half of respondents (58%) indicated that the program review presentations were “very successful” in creating a “town hall” space to learn about program.
- Almost half of respondents (42%) indicated that the program review presentations were “very successful” in allowing Advisory Council to give feedback to programs.
- Three-fourths of respondents (75%) indicated that the program review presentations were “very successful” or “moderately successful” in creating a culture of continuous improvement at the college.
- Two-thirds of respondents (66%) indicated that the program review presentations were “very successful” or “moderately successful” in revealing common trends across programs.
- Respondents noted that program review presentations “fulfill a role of having public discourse on the program reviews” and “provide a profound way to share and get to know about other programs on campus.”
- Respondents continue to be less clear about the purpose of program review presentations. As one respondent commented, “I don’t understand the goals and outcomes of these presentations...Its seemed more like a cheerleading session rather than really taking a close look at the program for what it’s worth...I didn’t really see a look at common trends across programs.”
- Respondents suggested adding program awards; ensuring programs understood their data; and following up on programs with limited/low enrollment (with possible next steps) as components receiving more focus in future program review cycles.

### **Methodology**

The Program Review Advisory Council Survey was created using Remark survey software and administered from May 17, 2021 to March 27, 2021. All Advisory Council membership were invited to participate, regardless of whether they served in voting or non-voting capacities. A reminder email was sent to those who had not yet completed the survey by May 24.

### **Source**

FH IRP, Remark Survey Software [AdvisoryCouncilSurvey(June).rmk;  
AC\_PR\_Survey\_Respondents\_062021.bqy; AC\_PR\_survey\_data\_tables\_AY21.xlsx]

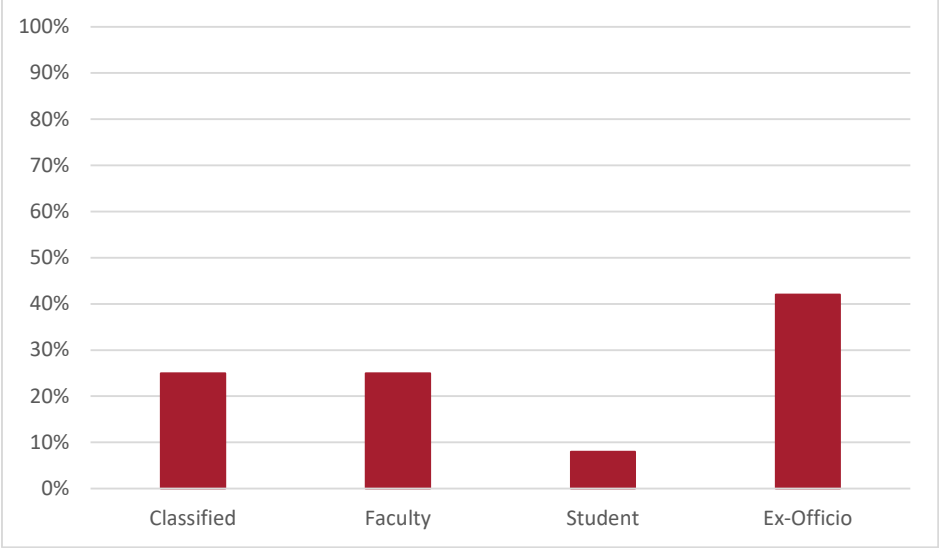
**Program Review Advisory Council Survey Results 2021**

Survey Respondents: 12 out of 27

Response Rate: 44%

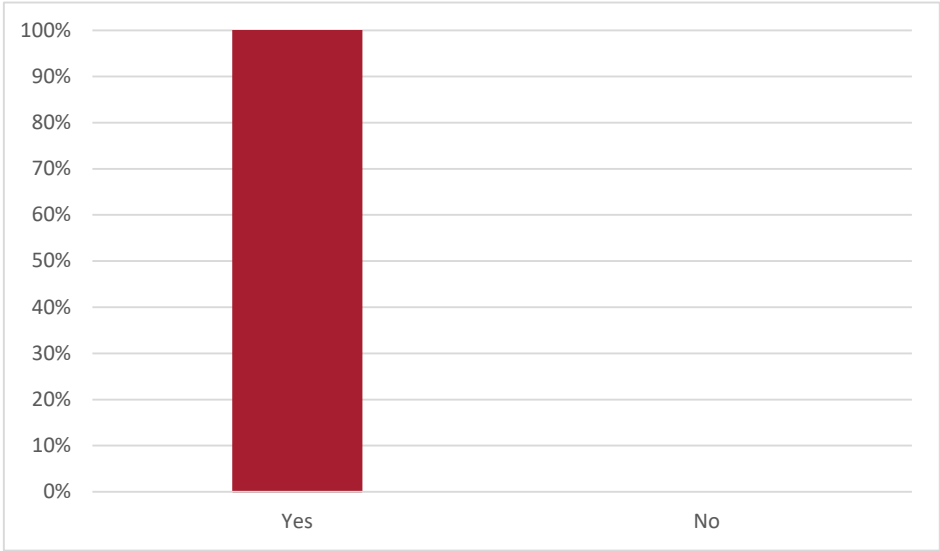
**Respondents**

Constituency	N	Percent
Classified	3	25%
Faculty	3	25%
Student	1	8%
Ex-Officio	5	42%
<b>Total</b>	<b>12</b>	<b>100%</b>



**Q1: Did you attend any of the program review presentations?**

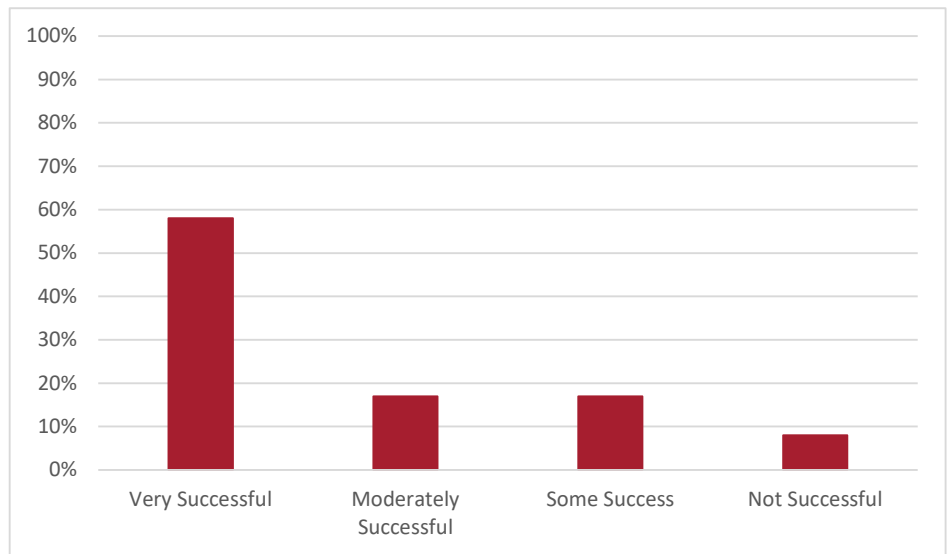
	N	Percent
Yes	12	100%
No	0	0%
<b>Total</b>	<b>12</b>	<b>100%</b>



**Q2: Did the program review presentations succeed in the following areas?**

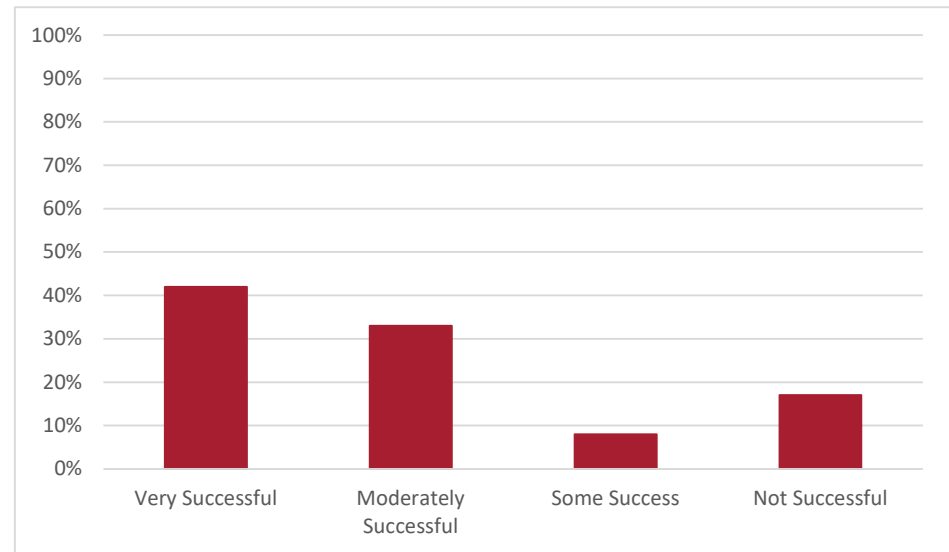
***Create a "town hall" space to learn about programs***

	N	Percent
Very Successful	7	58%
Moderately Successful	2	17%
Some Success	2	17%
Not Successful	1	8%
<b>Total</b>	<b>12</b>	<b>100%</b>



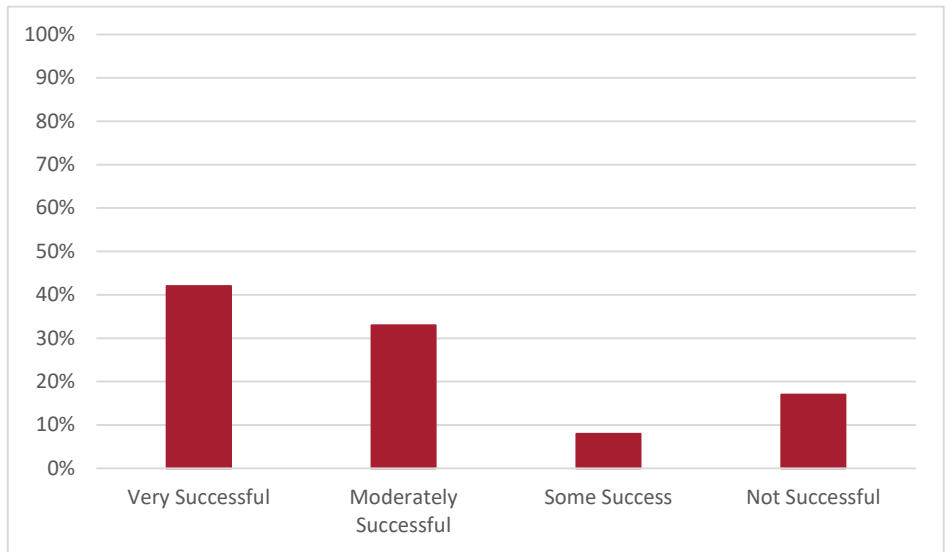
***Allow Advisory Council to give feedback to programs***

	N	Percent
Very Successful	5	42%
Moderately Successful	4	33%
Some Success	1	8%
Not Successful	2	17%
<b>Total</b>	<b>12</b>	<b>100%</b>



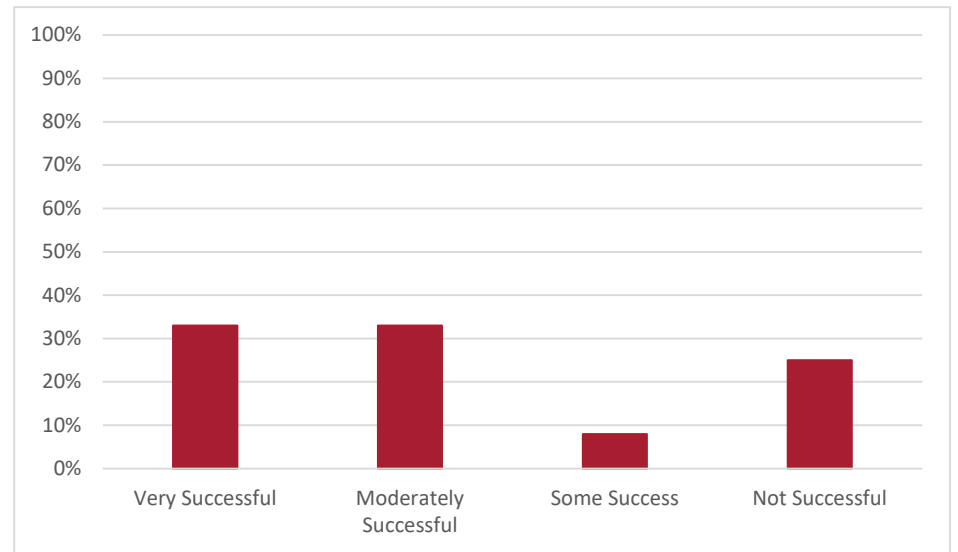
***Create a culture of continuous improvement at the college***

	N	Percent
Very Successful	5	42%
Moderately Successful	4	33%
Some Success	1	8%
Not Successful	2	17%
<b>Total</b>	<b>12</b>	<b>100%</b>



***Reveal common trends across programs***

	N	Percent
Very Successful	4	33%
Moderately Successful	4	33%
Some Success	1	8%
Not Successful	3	25%
<b>Total</b>	<b>12</b>	<b>100%</b>



**Q3: Comments about the program review presentation process.**

I believe the Town Hall presentations fulfill a role of having public discourse on the program reviews, but given the same people comment on each of the programs, I do not think we had a broad or diverse group of participants commenting on the programs. I also find the comments and feedback vary significantly and some programs receive stronger feedback than others. For instance, ESLL which had an enrollment decline of 60%, was not queried on their plans to address that decline at all. I am also concerned that program awards (Degrees and Certificates) is not part of the dialogue or data discussed as part of the presentations. This is a critical component to the Student Centered Funding formula and is a critical aspect of program review that is not discussed.

It's great that the participants are able to present their programs, but I don't understand the goal and outcomes of these presentations. Are the presentations to let the college know about programs? If that's the case, then there weren't very many people at Advisory to hear about them other than the Advisory members and the deans and faculty involved with the program. It seemed more like a cheerleading session rather than really taking a close look at the program for what it's worth. There were comments made by reviewers that weren't taken into account. For example, some departments didn't understand the data but there wasn't a follow-up on this. There are some programs that don't have much enrollment, but the faculty in these programs weren't exactly going to make a big deal of this. I didn't really see a look at common trends across programs.

The new process is a vast improvement over the last iteration and there is a real sense of engagement with this process across the campus.

[T]his provided a profound way to share and get to know about other programs on campus. I liked the shared concern and potential for collaboration. I have a better understanding of others needs and struggled *[sic]*



# FOOTHILL COLLEGE

## INSTITUTIONAL RESEARCH & PLANNING

### Program Review Evaluation 2021 Advisory Council Survey

Thanks for engaging in the program review presentation process! We'd like your feedback to make improvements to program review. Your identity will not be shared in any reporting.

If you have any questions, contact Elaine Kuo, College Researcher, at [kuoelaine@fhda.edu](mailto:kuoelaine@fhda.edu).

1) Did you attend any of the program review presentations?

Yes

No

If you did NOT attend any of the program review presentations, select NO and submit the survey.

2) Did the program review presentations succeed in the following areas?

	Very Successful	Moderately Successful	Some Success	Not Successful
Create a "town hall" space to learn about programs	<input type="radio"/>	<input type="radio"/>	<input type="radio"/>	<input type="radio"/>
Allow Advisory Council to give feedback to programs	<input type="radio"/>	<input type="radio"/>	<input type="radio"/>	<input type="radio"/>
Create a culture of continuous improvement at the college	<input type="radio"/>	<input type="radio"/>	<input type="radio"/>	<input type="radio"/>
Reveal common trends across programs	<input type="radio"/>	<input type="radio"/>	<input type="radio"/>	<input type="radio"/>

3) Comments about the program review presentation process:

Submit

---

rev. 05.14.2021