



An Introduction to Foothill Students

**Leadership Retreat
September 11, 2024**



Welcome

- Institutional Research and Planning
 - Doreen Finkelstein
 - Elaine Kuo
 - Liz Leiserson
- Support efforts that document ongoing academic quality and continuous improvement to serve students better



Overview

- How we see our students
- How students experience Foothill

Foothill College Overview

- Founded in 1957
 - Puichon Thámien Ancestral Muwekma Ohlone Territory
- Multi-college district
- Service area is northern Santa Clara county
 - Cupertino, Los Altos, Los Altos Hills, Mountain View, Palo Alto, Stanford, and parts of Sunnyvale, Santa Clara, Saratoga, and west San Jose

Foothill College Overview

- Over 170 degree and certificate programs
- Served 24,545 students (2023-24)



Fall 2023 Students



13,453
Headcount



27,830
Enrollment

Source: Precision Campus program review dashboard, Fall 2023 (credit only)



Enrollment Status

70%

Part-time status



Student Ethnicity

86%

Latinx, Asian, white

6% Filipinx/Pacific Islander

4% Black



Gender

53%

Female

Source: Precision Campus enrollment and course success dashboard, Fall 2023 (credit only)



Age at Term

63%

Age 24 and younger

8% Age 40 and older



Other Student Characteristics

42%

Low income

\$40,000 or lower



28%

**First
generation**

Place of Residence

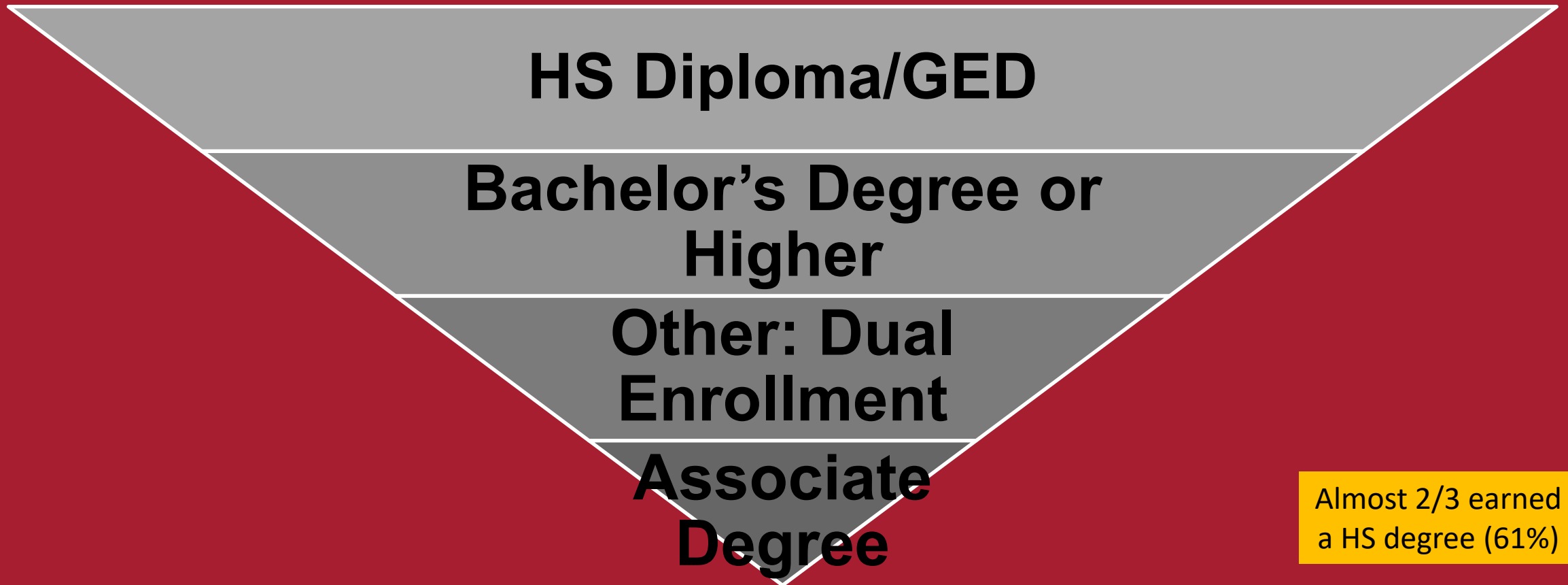
27%

Reside in the service area

25% in Santa Clara county (rest of)

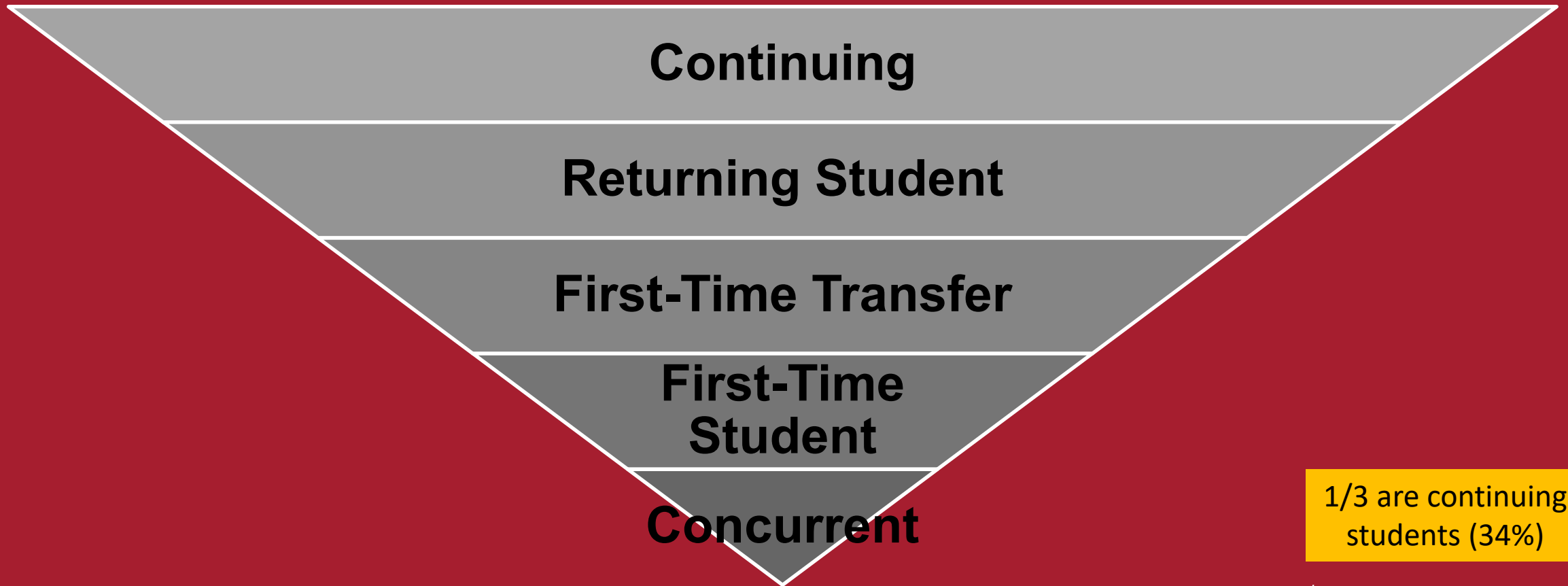
18% in San Mateo county

Highest Education Level




Almost 2/3 earned a HS degree (61%)

Student Enrollment Status



Enrollment by Division



Instructional Modality

Online

In Person

Hybrid

Over a half enr
from online (54%)
Over a third enr
from F2F (37%)

Course Level Student
Experiences:
How Students Experience
Foothill College



ENGL 1A Fall 2021

ENGL 1A
Course
Success
83%



First Time New
63%

Continuing
17%

Age 18
60%

First Gen
20%

Latinx
40%

30 students
In person
102 enrollments

Before ENGL 1A

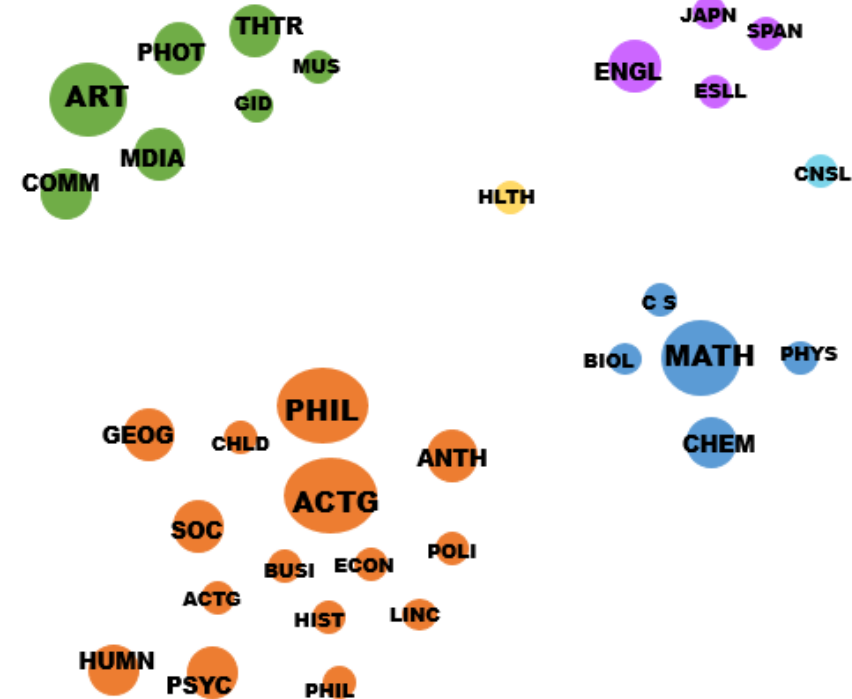
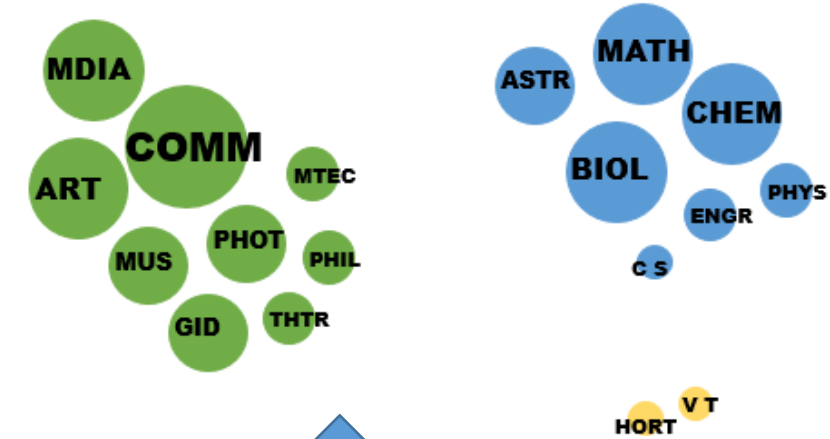

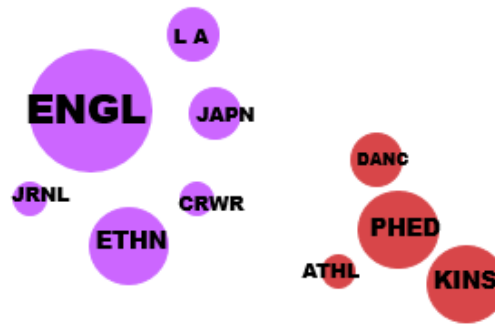
30 students
68 enrollments



ENGL 1A Fall 2021

After ENGL 1A

30 students
301 enrollments



ENGL 1A Fall 2021

Counseling
Before ENGL 1A
83%

Counseling
After ENGL 1A
80%

Tutoring
Before ENGL 1A
33%

Tutoring
After ENGL 1A
47%

DRC
After ENGL 1A
10%



Transfer Ctr
Before ENGL 1A
13%

Transfer Ctr
After ENGL 1A
30%

Earned
Degree/Certificate
33%

30 students

CHEM 30A

Fall 2021

CHEM 30A
Course
Success
52%



First Time New
19%

Continuing
30%

Age 19 to 24
37%

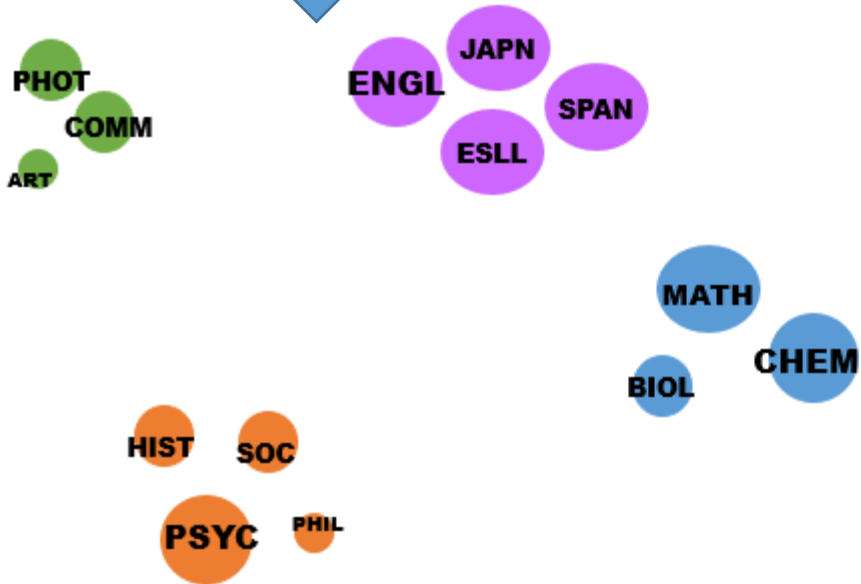
First Gen
33%

Latinx
44%

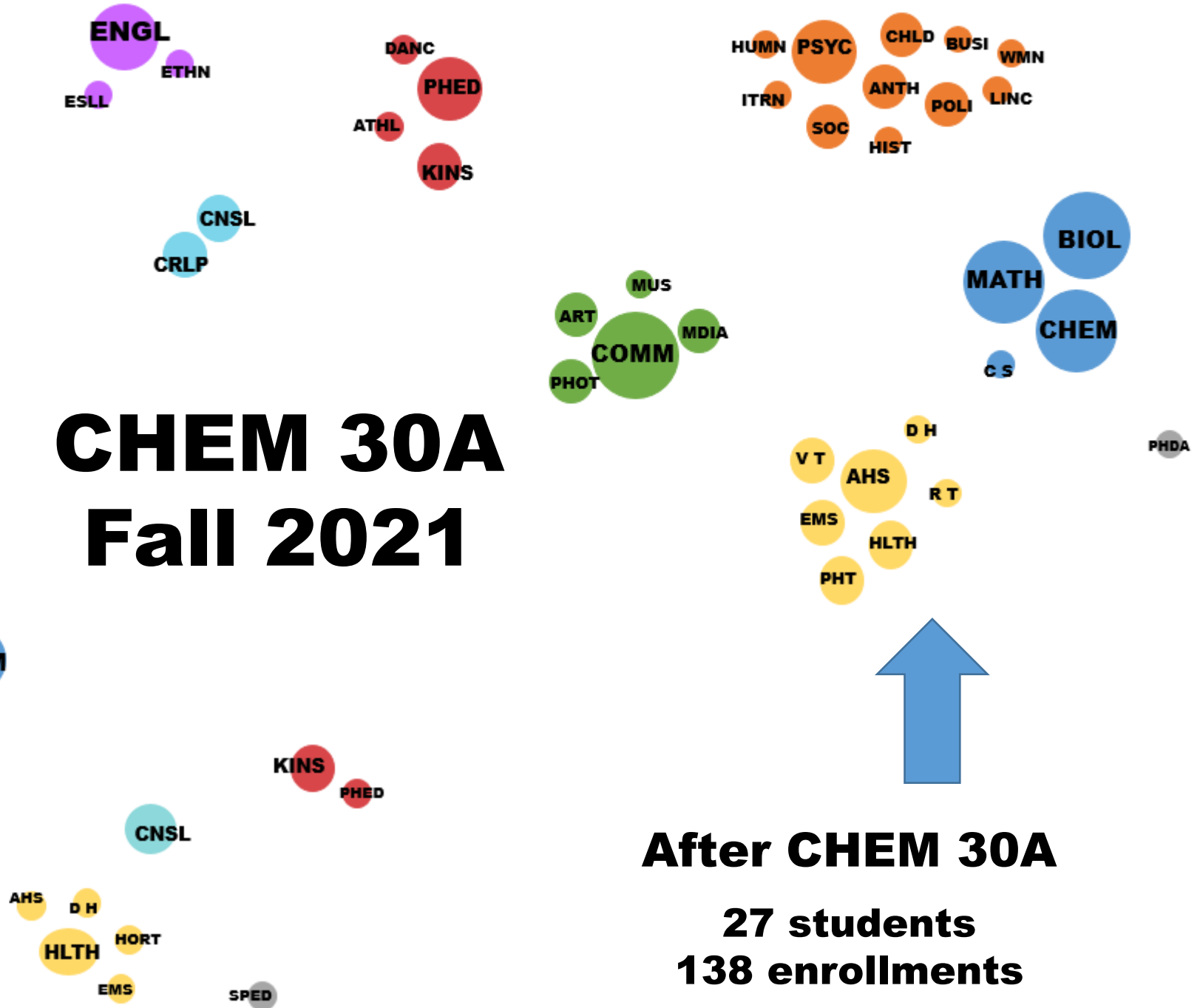
27 students
In person
60 enrollments

Before CHEM 30A

27 students
54 enrollments



CHEM 30A Fall 2021



After CHEM 30A

27 students
138 enrollments



CHEM 30A Fall 2021

Counseling
Before CHEM 30A
78%

Tutoring
Before CHEM 30A
19%

Counseling
After CHEM 30A
48%

Tutoring
After CHEM 30A
15%



DRC
After CHEM 30A
4%

Transfer Ctr
After CHEM 30A
7%

27 students

Earned
Degree/Certificate
15%



ART 47A Fall 2021

ART 47A
Course
Success
86%



Continuing
45%

Age 19 to 24
27%

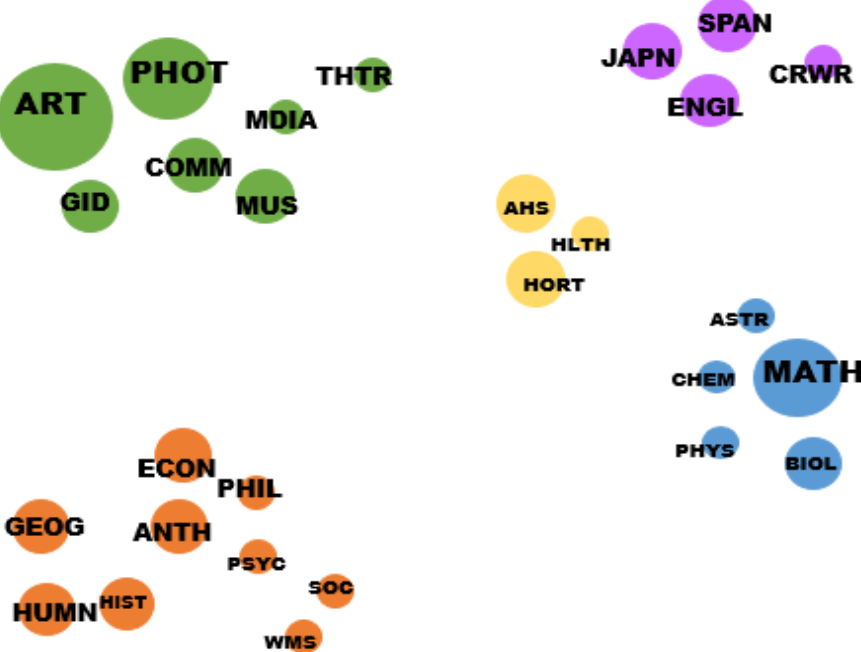
First Gen
23%

white
41%

22 students
Online
42 enrollments

Before ART 47A

22 students
77 enrollments

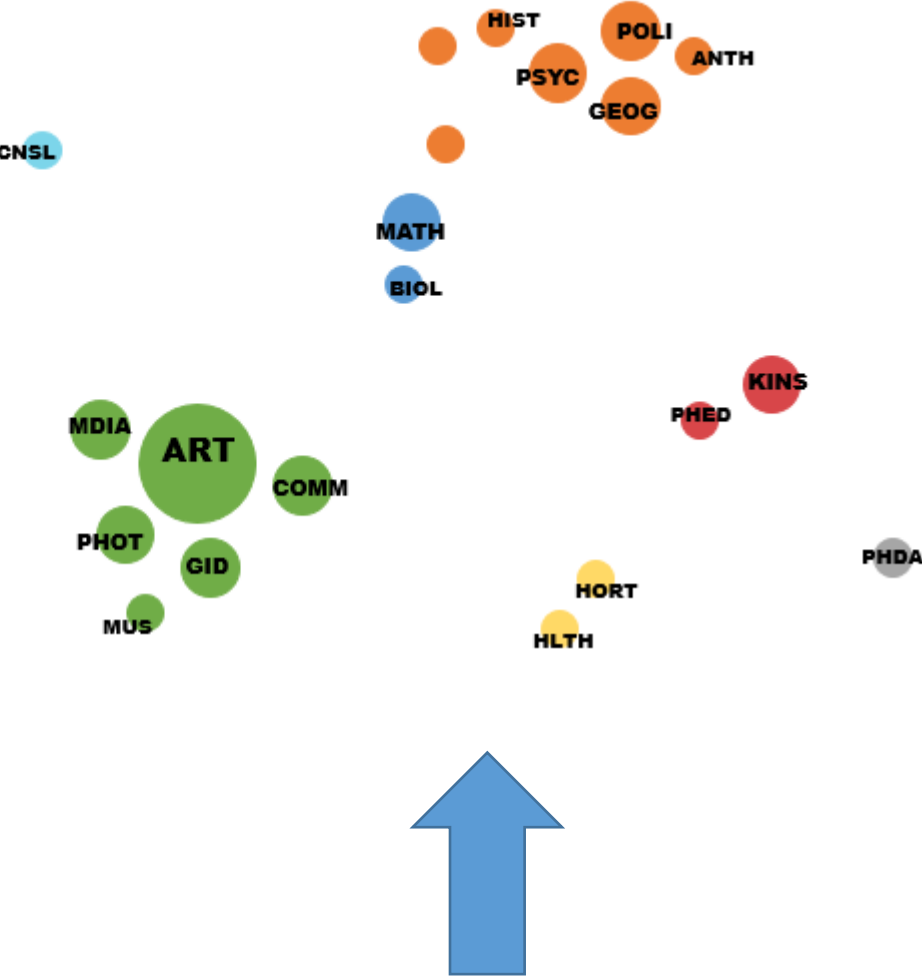


ART 47A Fall 2021



After ART 47A

22 students
48 enrollments





ART 47A Fall 2021

**Counseling
Before ART 47A
36%**

**Counseling
After ART 47A
27%**

**Tutoring
Before ART 47A
5%**

**Tutoring
After ART 47A
5%**



**Transfer Ctr
After ART 47A
5%**

**DRC
Before ART 47A
5%**

22 students

**Earned
Degree/Certificate
27%**



PHOT 5 Fall 2021

PHOT 5
Course
Success
68%



First Time New
15%

Continuing
53%

Age 19 to 24
45%

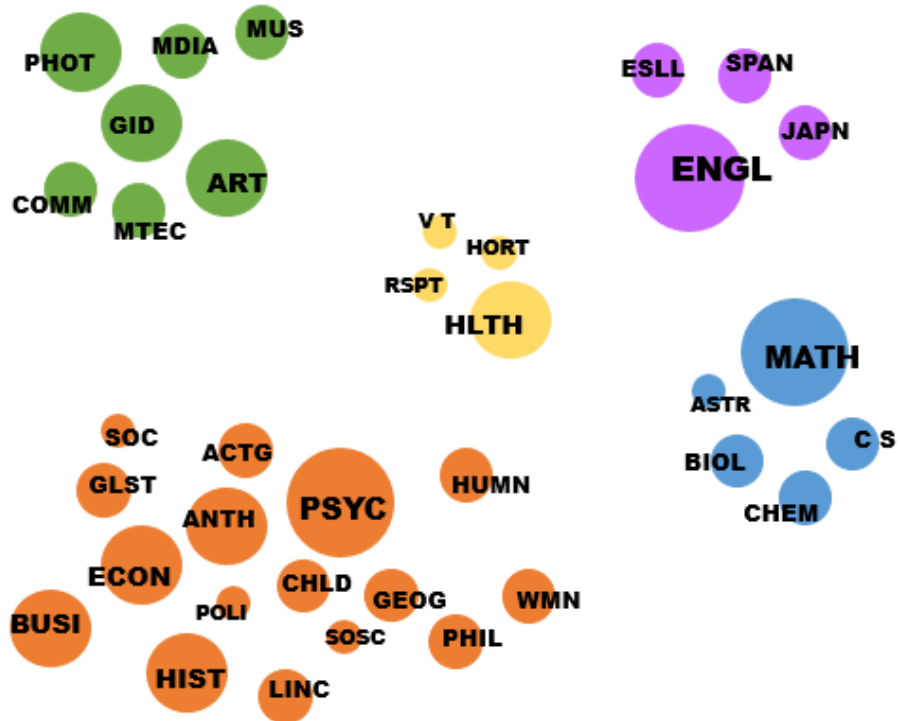
First Gen
35%

white
40%

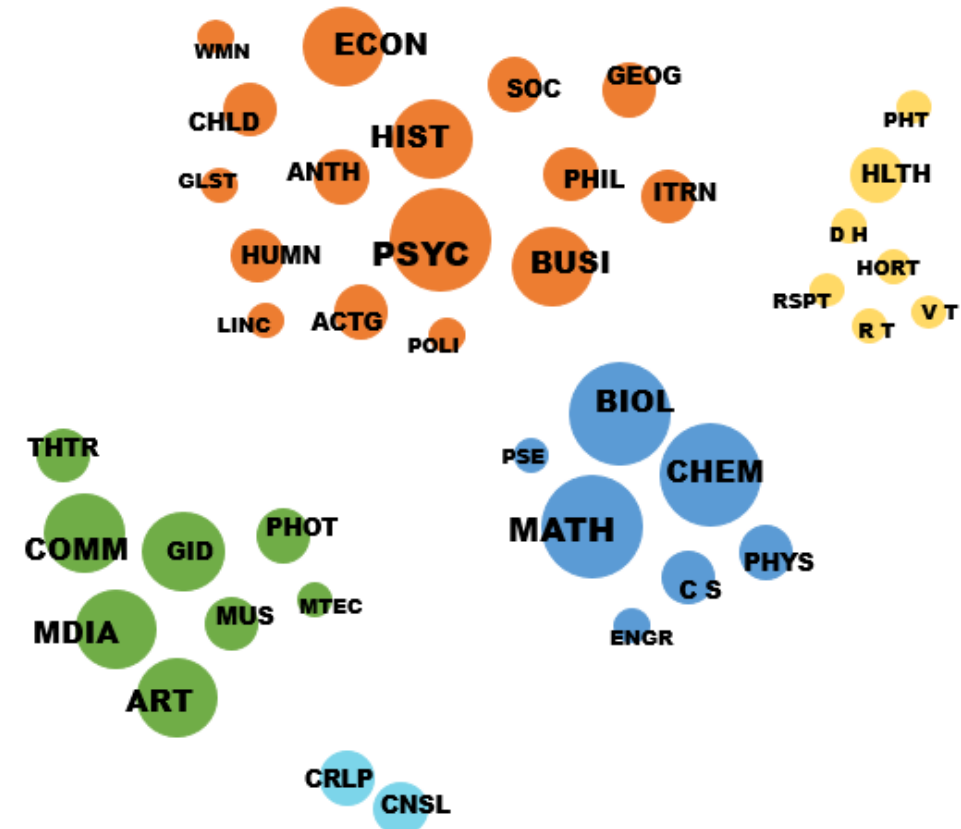
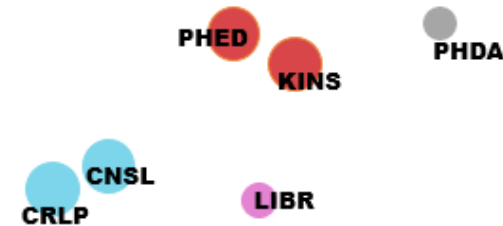
40 students
Online
100 enrollments

Before PHOT 5

40 students
168 enrollments



PHOT 5 Fall 2021



After PHOT 5
40 students
177 enrollments



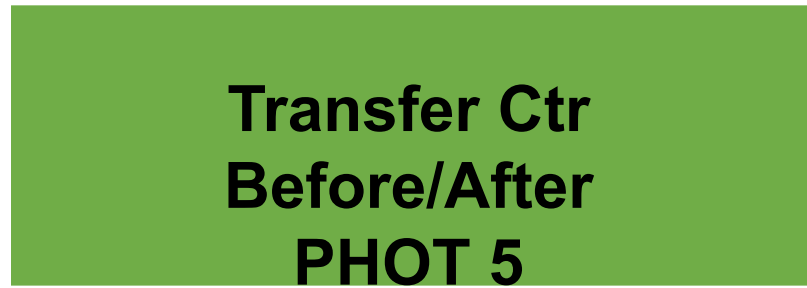
PHOT 5 Fall 2021

**Counseling
Before PHOT 5
63%**

**Tutoring
Before PHOT 5
30%**

**Counseling
After PHOT 5
38%**

**Tutoring
After PHOT 5
23%**



**DRC
Before PHOT 5
5%**

**Transfer Ctr
Before/After
PHOT 5**

**VRC
Before PHOT 5
5%**

10%

40 students

**Earned
Degree/Certificate
15%**



PHIL 8

Fall 2021

PHIL 8
Course
Success
73%



First Time New
11%

Continuing
66%

Age 19 to 24
66%

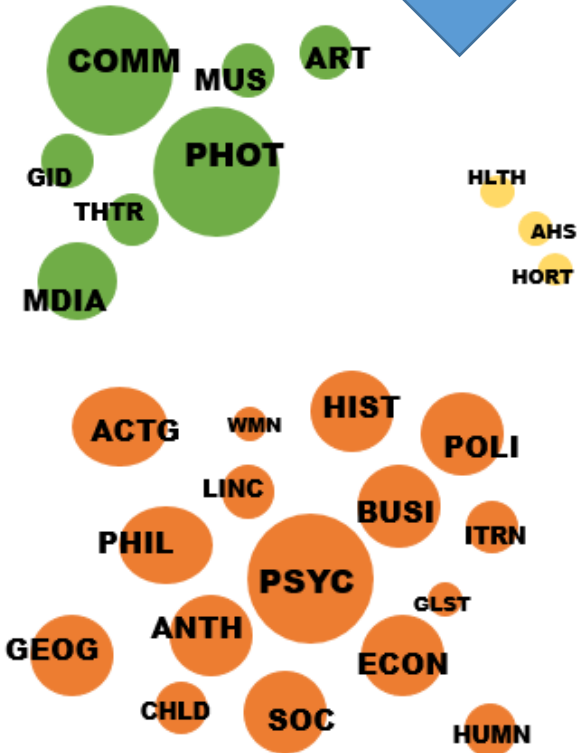
First Gen
30%

Asian
32%

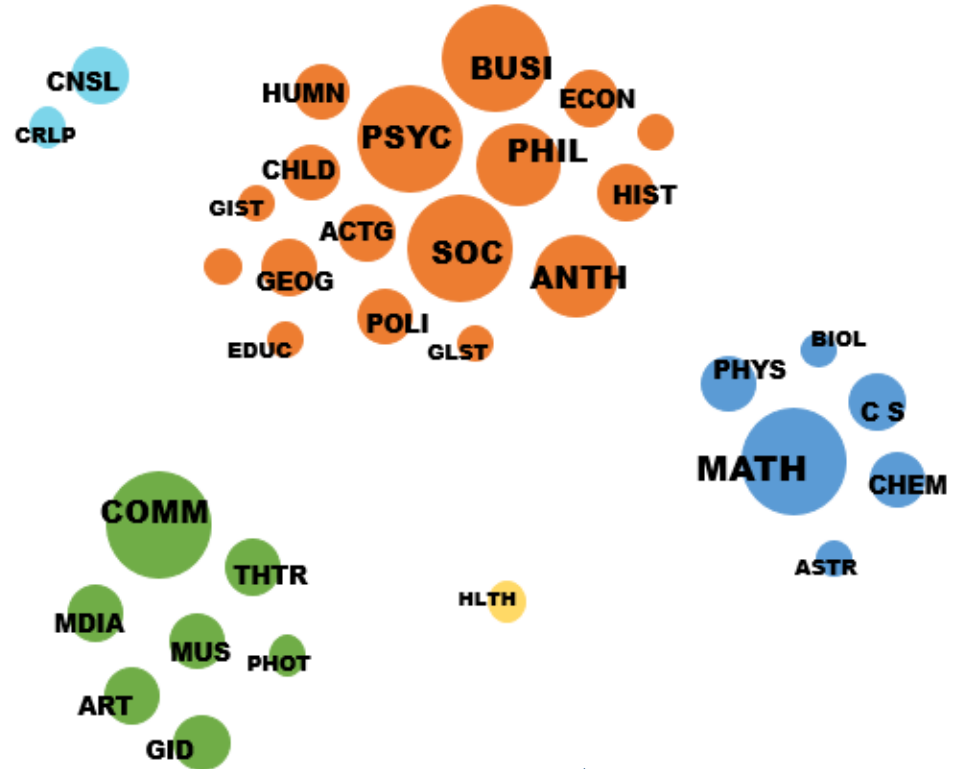
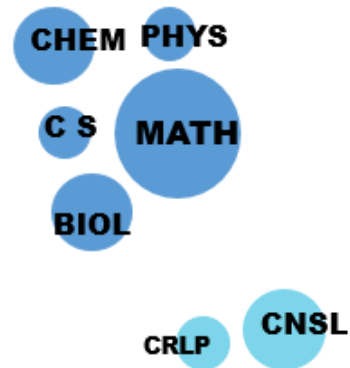
44 students
Online
117 enrollments

Before PHIL 8

44 students
233 enrollments



PHIL 8 Fall 2021



After PHIL 8
44 students
143 enrollments





PHIL 8 Fall 2021

**Counseling
Before PHIL 8
66%**

**Tutoring
Before PHIL 8
30%**

**Counseling
After PHIL 8
20%**

**Tutoring
After PHIL 8
23%**



**Transfer Ctr
Before PHIL 8
20%**

**Transfer Ctr
After PHIL 8 14%**

44 students

**Earned
Degree/Certificate
14%**

For Consideration

- Student experiences are fluid and varied
- Not just your students but our students
- Coordination at the institutional level
 - Planning, policies, practices, interventions

END