



# FOOTHILL COLLEGE

## Institutional Research and Planning

DATE: May 6, 2013

TO: Transfer Workgroup Tri-Chairs

FROM: Mandana Navi, Student Assistant  
Elaine Kuo, College Researcher

RE: English 100 (now 209) through English 1A Tracking

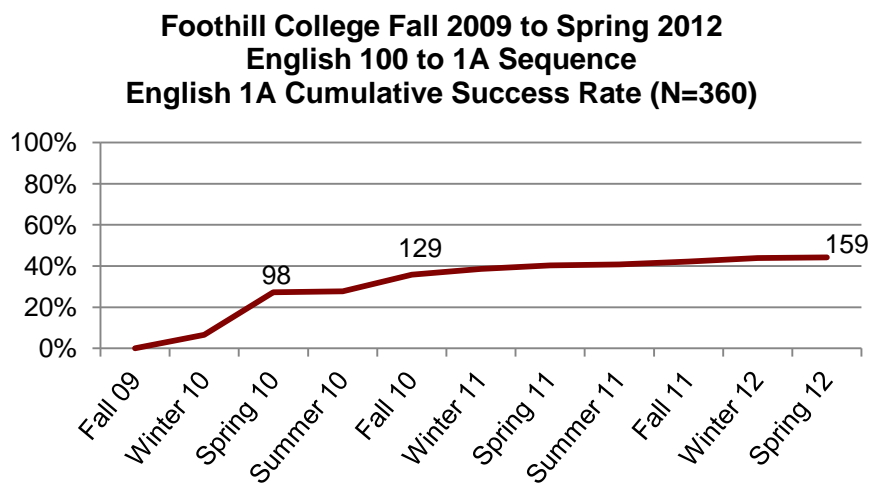
### Overview

Students whose first attempt in English 100 occurred in Fall 2009 were identified and tracked to determine if they were eligible for English 1B by Spring 2012. Additionally, the Math placement among these students was examined to determine any trends between English 1A completers non-completers.

### Course Success

Out of 360 students who enrolled in English 100 in Fall 2009, 27% successfully completed the English sequence through English 1A (receiving a passing grade in E) by Spring 2010 (one academic year). When looking at the Fall 2009 to Fall 2010 data, 36% successfully completed English 1A. By Spring 2012, 44% of the initial 360 students reached and successfully completed the English sequence (N=159). Note that there were only 30 students who successfully completed English 1A between Fall 2010 and Spring 2012, which suggests that the majority of students who progressed through the English sequence did so during the first academic year (81%). Chart 1 shows the very slight increase in the English 1A completion rates between Fall 2010 and Spring 2012.

Chart 1.



## Placement

Among the 360 students who enrolled in English 100 in Fall 2009, 55% had an initial placement at English 100 (N=199). Almost three-fourths of students with an English 100 placement also had a Math placement result (N=144) (72%). The Math placement among these students is compared with the Math placement of English 1A completers (Charts 2 and 3).

Chart 2.

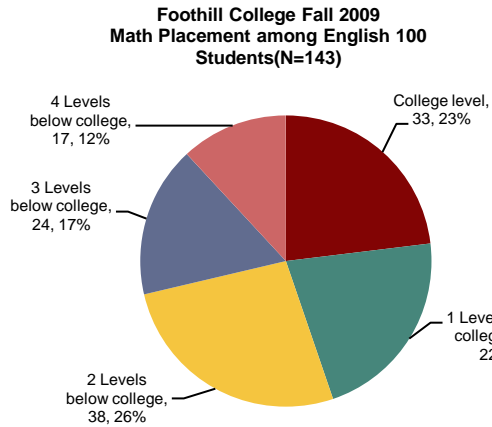
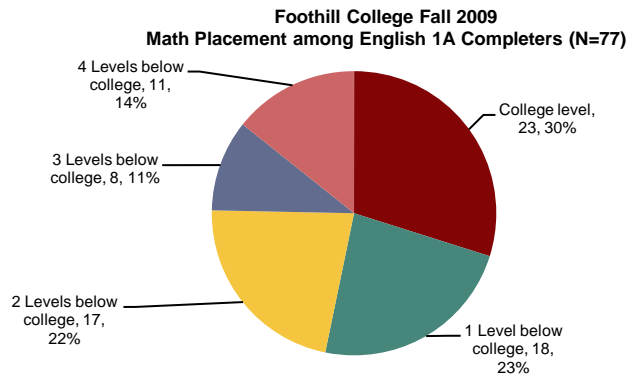


Chart 3.



Among the students who initially placed at English 100 and had Math placement results (N=143), 45% placed at Intermediate Algebra and above (college level and one level below college). However, students who persisted through college level English and initially placed at English 100 and had Math placement test results (N=77), 53% placed at Intermediate Algebra and above (College level and one level below college).

## Methodology

Students who enrolled in English 100 (now 209) for the first time in Fall 2009 were used for this analysis.

The first testing date for English and Math placement tests were used. Test dates after September 24, 2009 was excluded for English placement tests (3 records).

“See Counselor” was excluded from total English placement test counts (87 records).

For placement analysis, only students who placed in ENGL 100 were used.

In charts 2 and 3:

- College level consists of Math 10, 11, 22, 44, 48A, 1A and above
- 1 Level below college consists of Math 105
- 2 Levels below college consists of Math 220
- 3 Levels below college consists of Math 230 and 235
- 4 Levels below college consists of NCBS 401A/B

## Source

FHDA IR&P, ODS [Student Course, Test]