

About the Survey

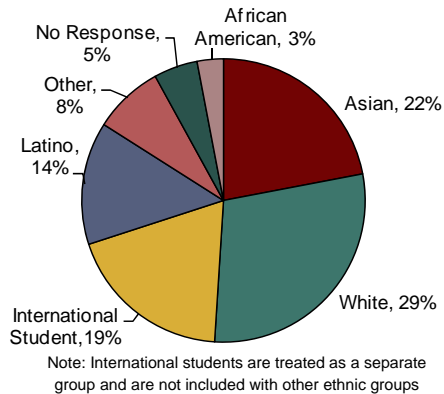
The CCSSE is a national survey instrument that was administered in-class to Foothill students and provides information on student engagement. The survey, administered to Community College students, asks specific questions that assess educational practices and student behaviors associated with higher learning, persistence and completion. Spring 2012 represented the first time Foothill College participated in this survey.

Face to face courses offered in spring 2012 were randomly sampled to participate in this survey. In the end, 43 sections participated.

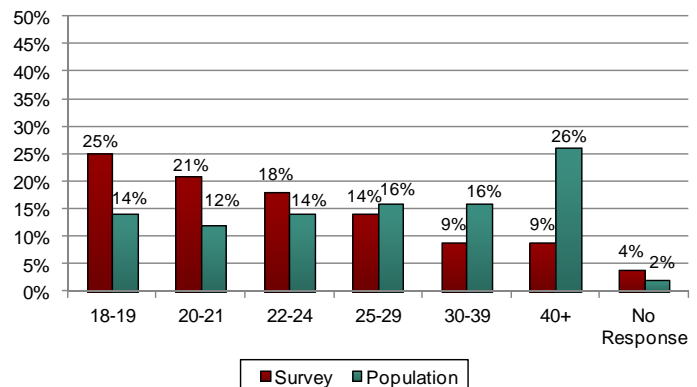
These survey results were also disaggregated to highlight international students (179 respondents), and basic skills course participants (371 respondents) compared to all other students (539 respondents).

Survey Respondent Characteristics

Ethnicity

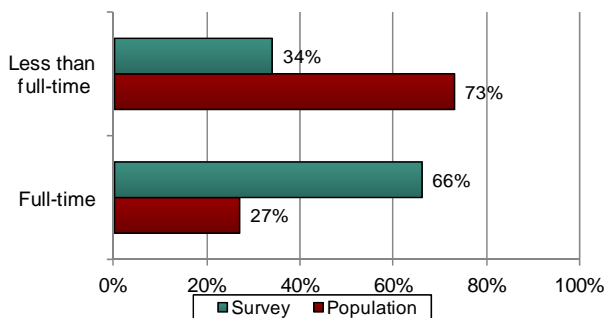


Age

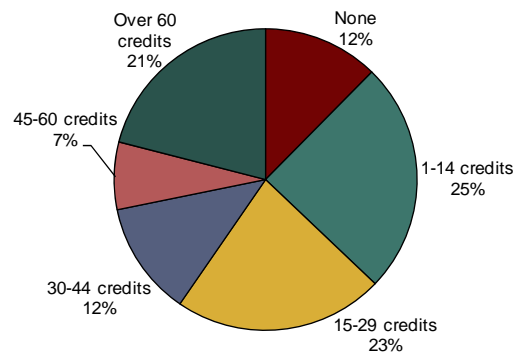


- International students were overrepresented in the survey when compared to the overall student population (19% vs. 5%).
- White students were underrepresented in the survey when compared to the overall student population (29% vs. 42%).
- While almost two-thirds of respondents were between ages 18-24 (64%), less than half of the overall student population reflect the same age range (40%).

Enrollment



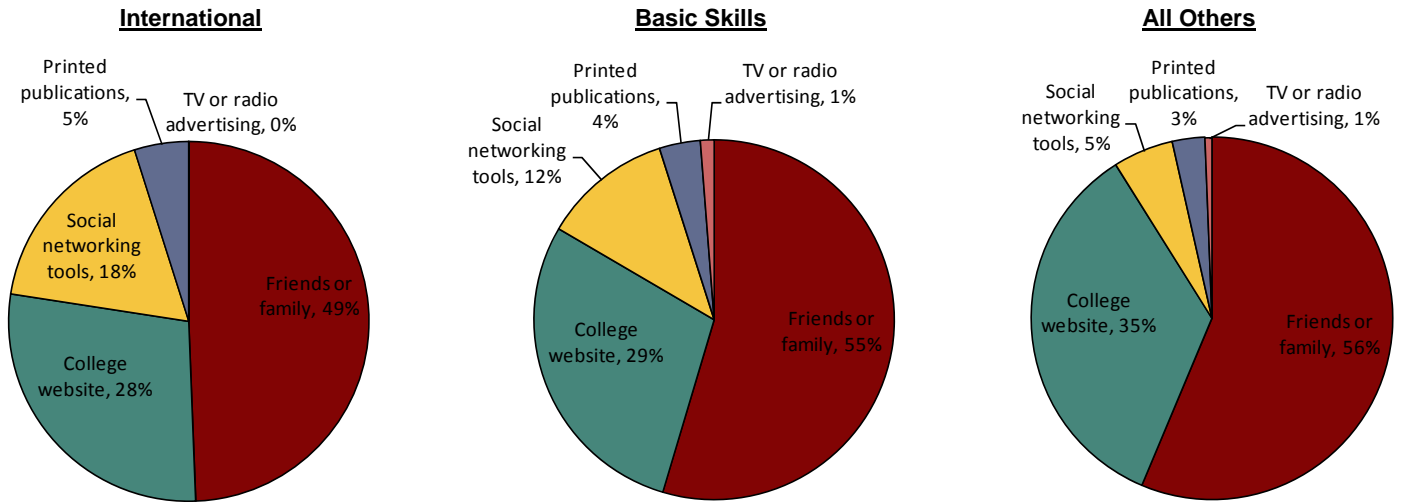
How many credits have you earned at Foothill?



- While full-time students made up the majority of survey respondents (66%) part-time students represent almost three-fourths of the overall student population (73%).
- Responses by gender were representative of the overall student population, with females representing 53% of survey respondents.

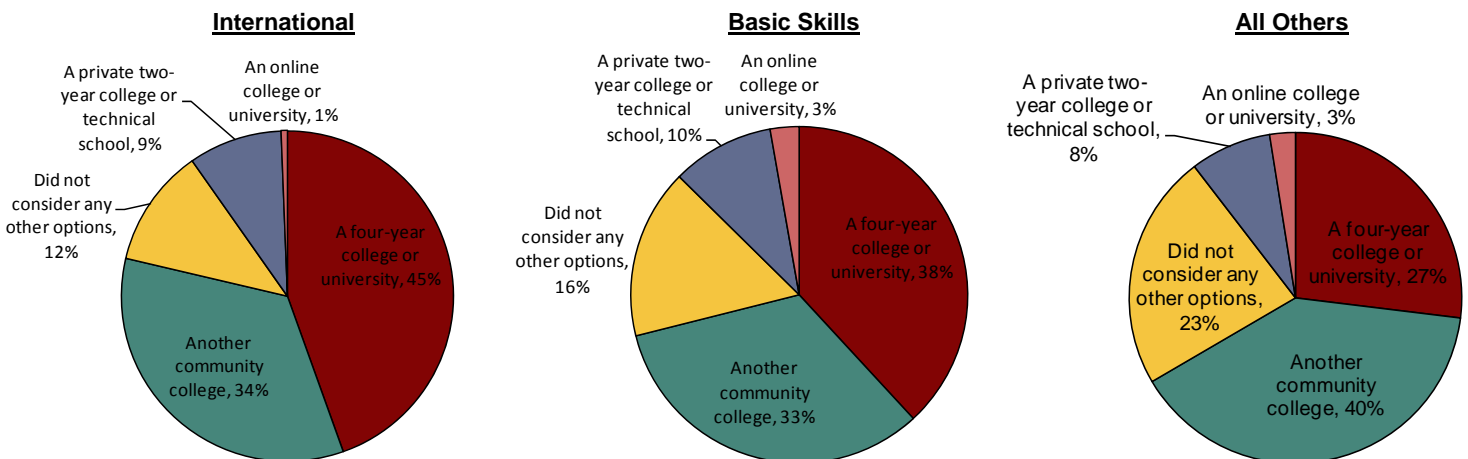
Choosing Foothill

What was the primary source of information that influenced your decision to attend Foothill?



- Social networking had a larger influence for both international students (18%) and basic skills students (12%) compared to all other respondents (5%).
- Approximately half of all respondents indicated friends and family as the primary source of information that influenced their decision to attend Foothill.

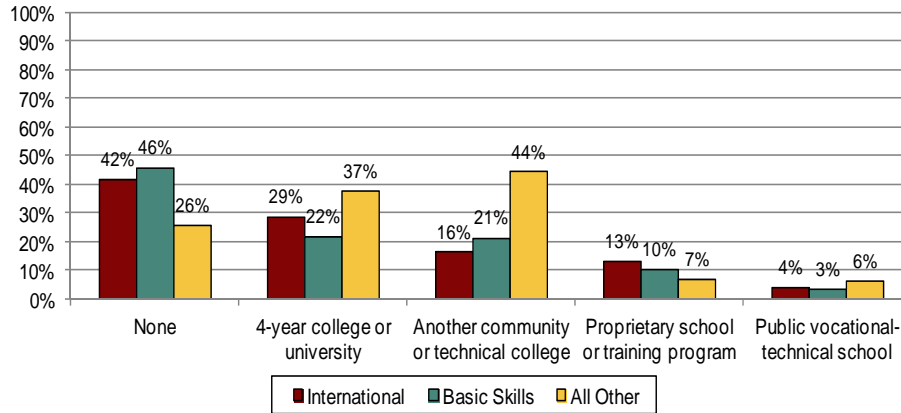
What other educational options did you consider prior to attending Foothill?



- A higher percentage of international (45%) and basic skills (38%) respondents considered a four-year college or university prior to attending Foothill compared to all other respondents (27%).
- A higher percentage of all other students (23%) did not consider any other options other than attending Foothill.

**Matriculation**

Since high school, which of the following types of schools have you attended other than Foothill?  
(Mark all that apply)

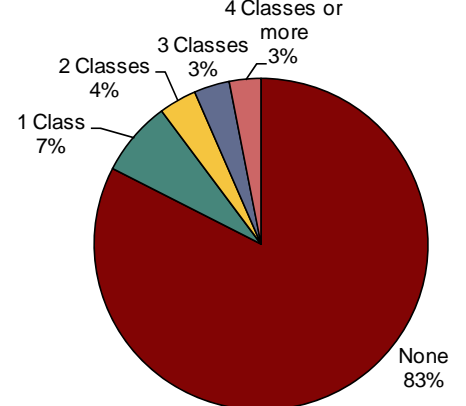
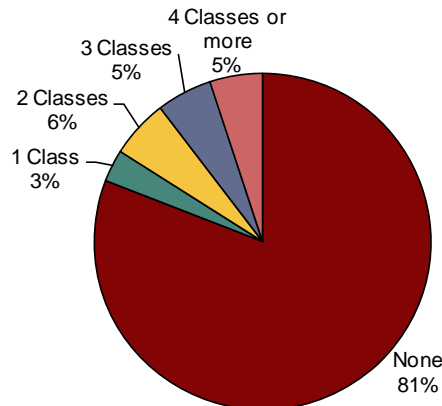
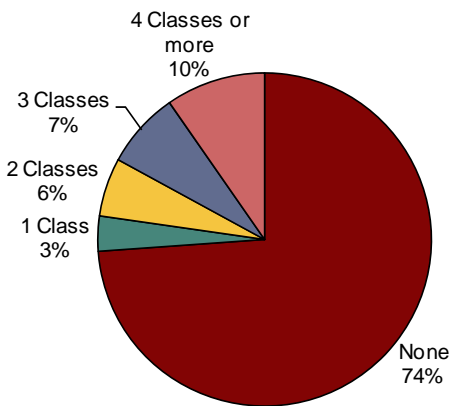


How many classes are you presently taking at other institutions?

**International**

**Basic Skills**

**All Others**

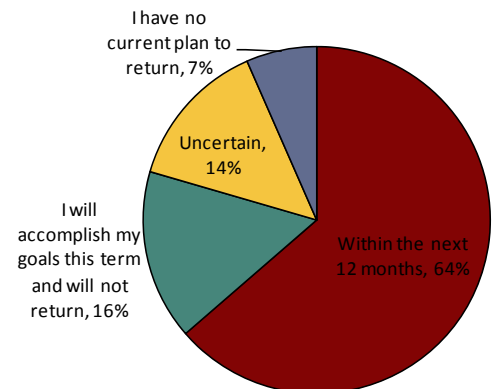
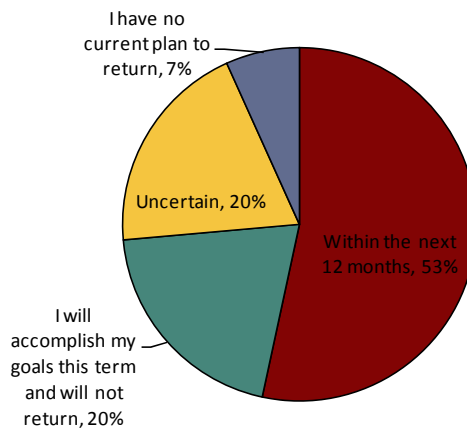
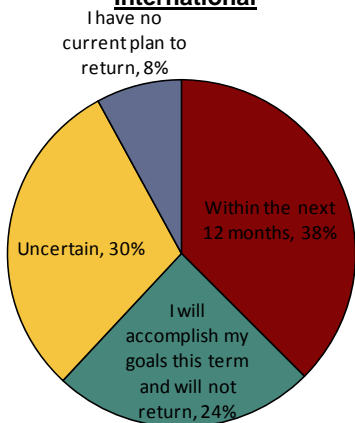


When do you plan to take classes at Foothill again?

**International**

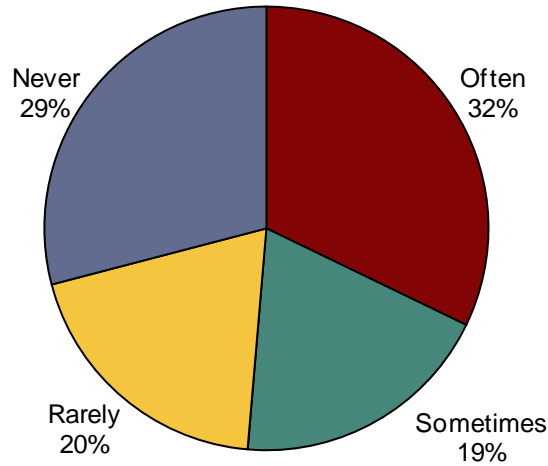
**Basic Skills**

**All Others**



Communication

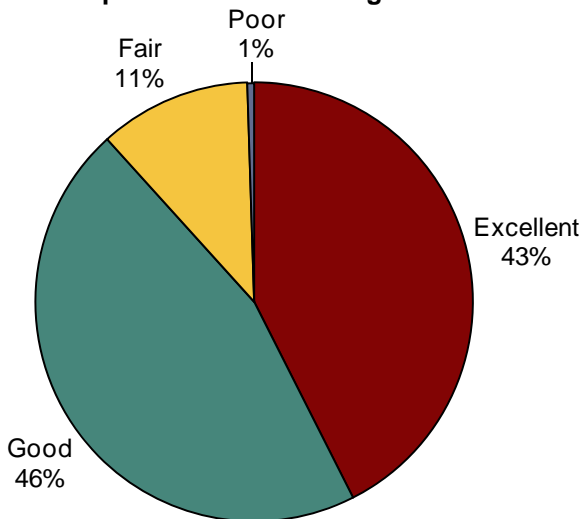
How often do you use social networking tools to communicate with instructors, staff, or other students?



About half (51%) of all survey respondents report often or sometimes using social networking tools to communicate with instructors, staff, or other students.

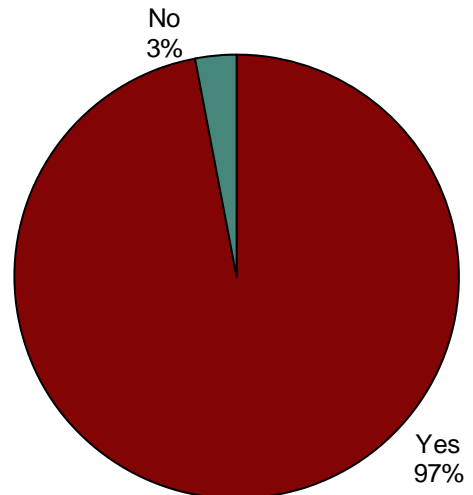
Student Experience at Foothill

How would you evaluate your entire educational experience at this college?



Over three-fourths (89%) of all survey respondents report having an excellent or good experience at Foothill.

Would you recommend this college to a friend or family member?



An overwhelming majority of all survey respondents (97%) would recommend Foothill to a friend or family member.