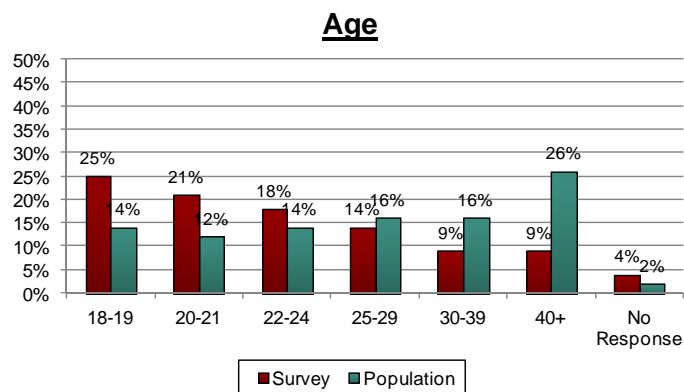
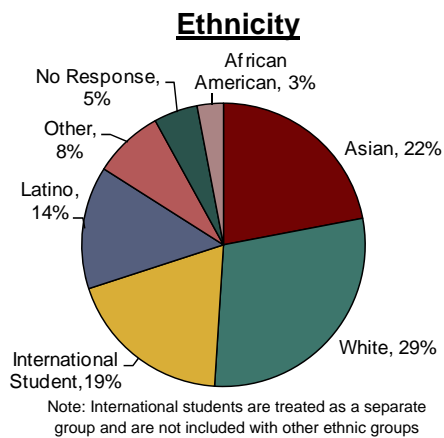


About the Survey

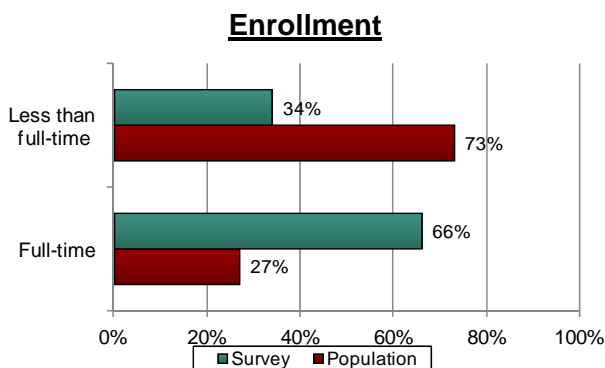
The CCSSE is a national survey instrument that was administered in-class to Foothill students and provides information on student engagement. The survey, administered to Community College students, asks specific questions that assess educational practices and student behaviors associated with higher learning, persistence and completion. Spring 2012 represented the first time Foothill College participated in this survey.

Face to face courses offered in spring 2012 were randomly sampled to participate in this survey. In the end, 43 sections participated, resulting in 948 valid responses.

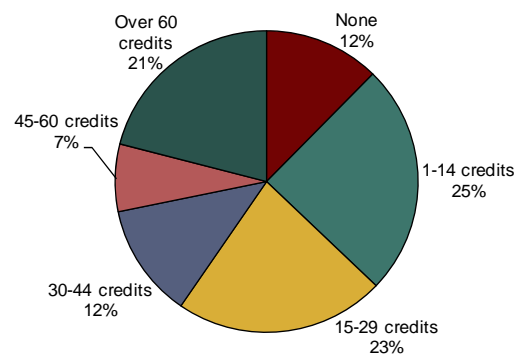
Student Characteristics



- International students were overrepresented in the survey when compared to the overall student population (19% vs. 5%).
- White students were underrepresented in the survey when compared to the overall student population (29% vs. 42%).
- While almost two-thirds of respondents were between ages 18-24 (64%), less than half of the overall student population reflect the same age range (40%).



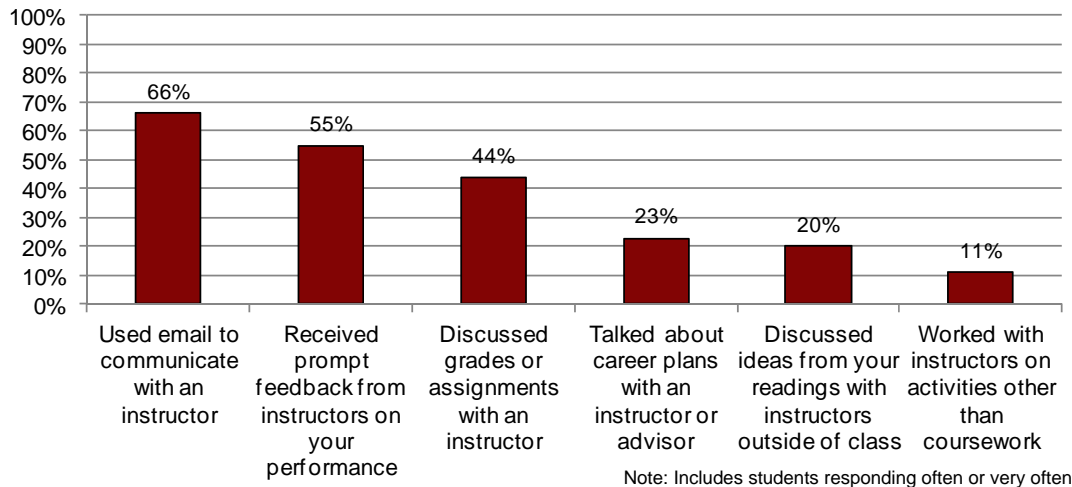
How many credits have you earned at Foothill?



- While full-time students made up the majority of survey respondents (66%) part-time students represent almost three-fourths of the overall student population (73%).
- Responses by gender were representative of the overall student population, with females representing 53% of survey respondents.

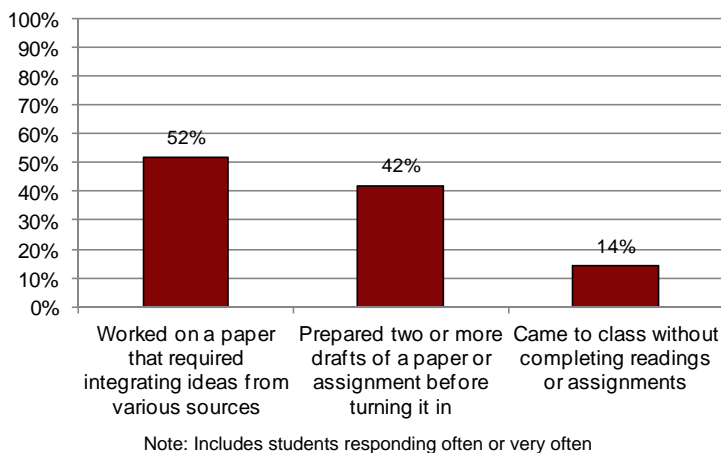
Instruction

During the current school year, about how often have you done each of the following?

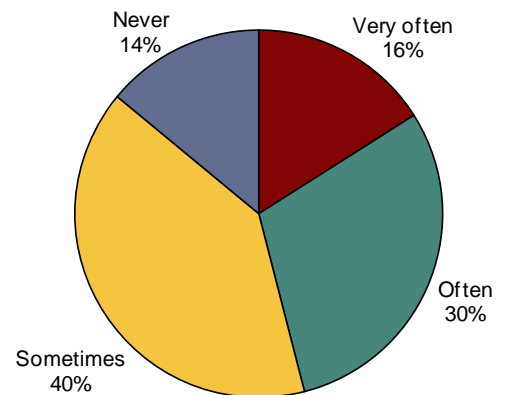


- Roughly half of respondents reported they very often or often had communications with instructors relating to class-work.
- Students were less likely to interact with instructors on non-course work related issues (less than one fourth).

During the current school year, how often have you done the following?



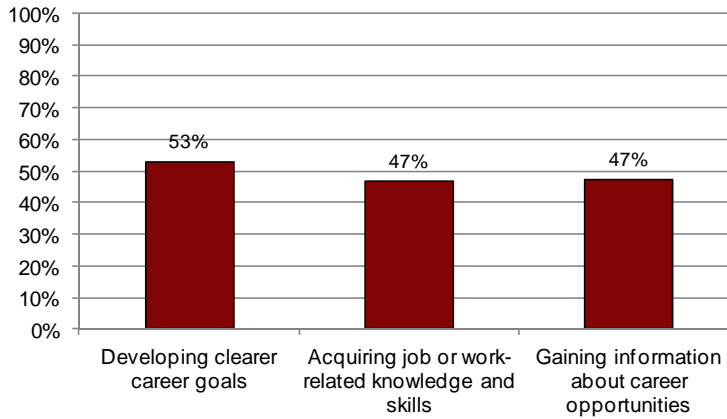
How often did you work harder than you thought you could to meet an instructor's standards?



- Over half of the respondents very often or often worked on papers that required integrating ideas from various sources.
- 14% reported that they very often or often attended class with out completing readings or assignments.
- Nearly half (46%) of students reported that they often or very often worked harder than they thought they could to meet an instructor's standards.

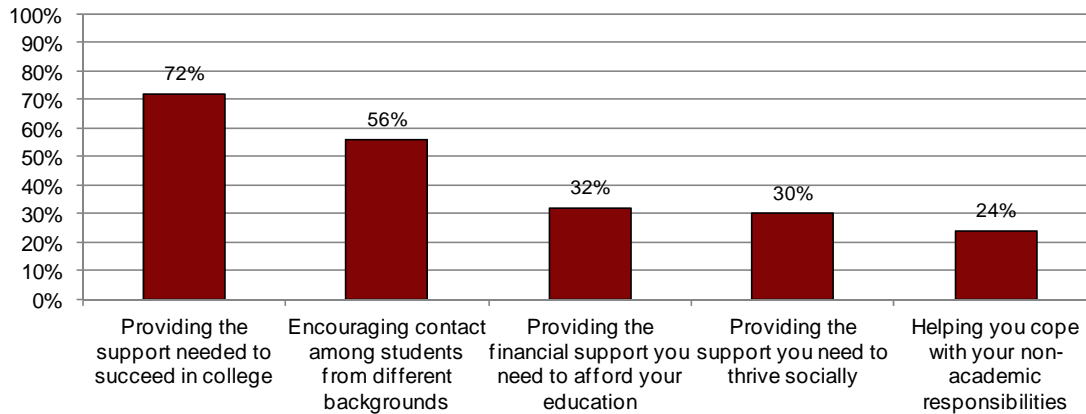
Support for Learners

How much has your experience at Foothill contributed to your knowledge, skills and personal development in the following areas?



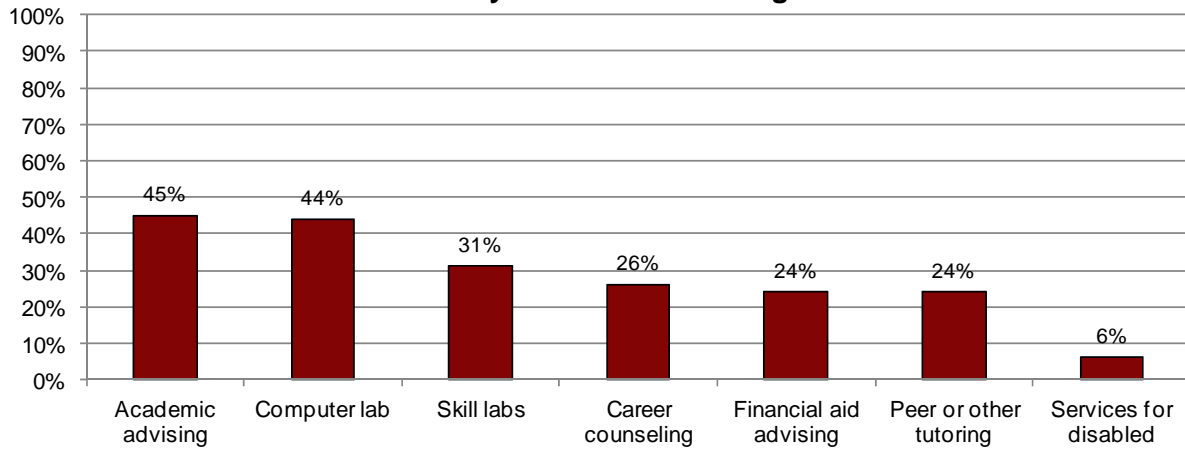
Note: Includes students responding very much or quite a bit

How much does Foothill emphasize each of the following?



Note: Includes students responding very much or quite a bit

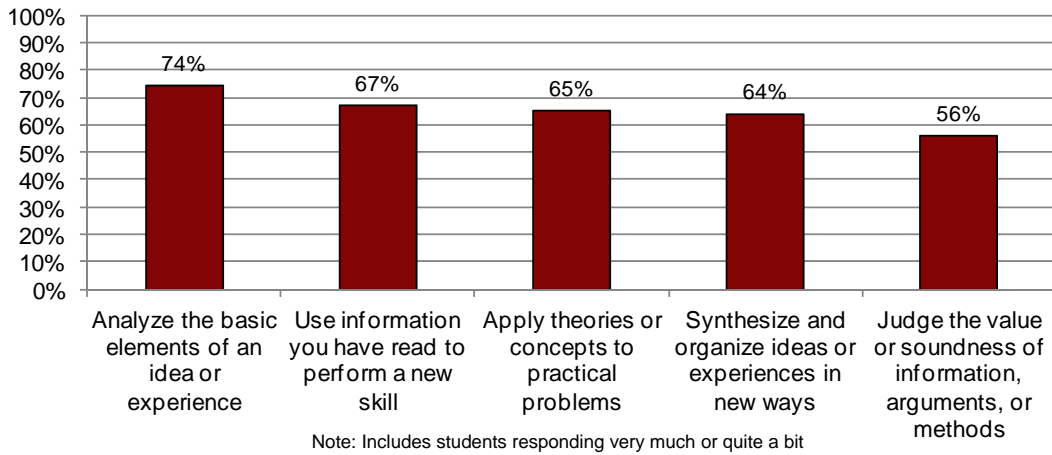
How often do you use the following services?



Note: Includes students responding often or sometimes

Institutional Learning Outcomes

How much has your coursework at Foothill emphasized the following?



How much has Foothill contributed to your knowledge, skills, and personal development in the following areas?

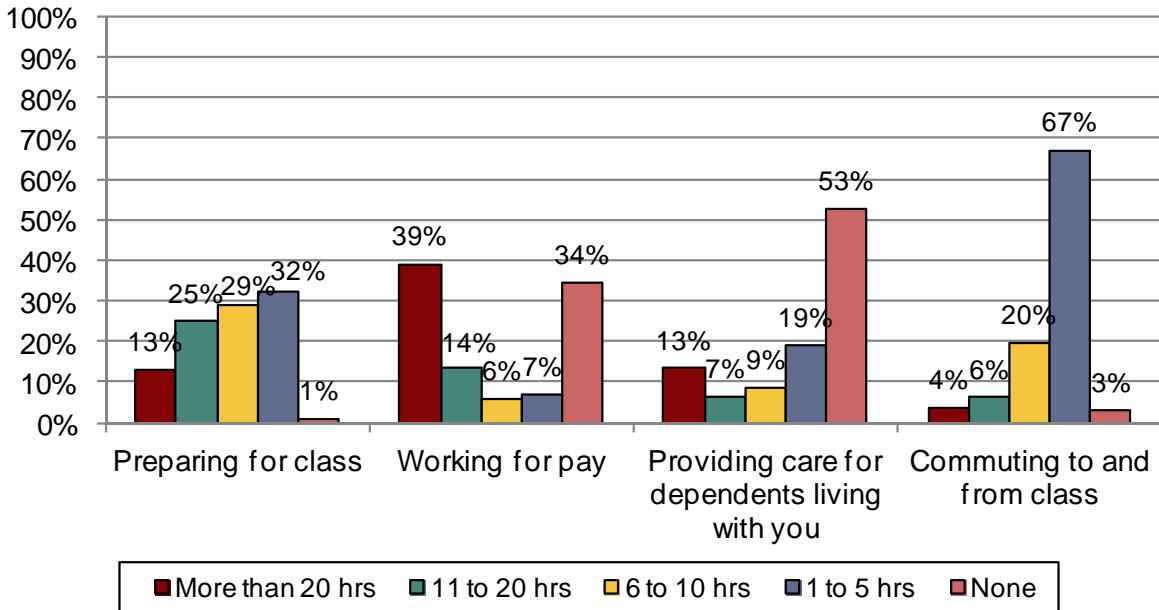
	Very much		Quite a bit		Some		Very little	
	N	%	N	%	N	%	N	%
Communication								
Writing clearly	181	22%	284	30%	216	29%	193	20%
Speaking clearly	167	21%	244	33%	249	25%	216	22%
Communicate opinion clearly	173	19%	236	28%	230	28%	155	25%
Computation								
Solving problems	153	19%	276	35%	240	30%	128	16%
Mathematical skill	152	20%	179	23%	194	25%	255	33%
Solving numerical problems	172	20%	251	29%	245	28%	206	24%
Using information technology	203	23%	244	28%	279	32%	154	18%
Critical thinking								
Interpret ideas logically	168	21%	283	36%	219	28%	117	15%
Synthesize info into single product	143	18%	254	33%	252	32%	133	17%
Thinking critical & analytically	246	28%	319	36%	245	28%	71	8%
Learning effectively on your own	253	29%	305	35%	236	27%	85	10%
Community								
Applying current events to daily life	138	18%	223	29%	234	30%	186	24%
Value different ways of seeing & doing	193	25%	257	33%	195	25%	134	17%
Working effectively with others	222	25%	306	35%	248	28%	102	12%
Understanding yourself	205	23%	244	28%	264	30%	164	19%
Understanding people of other backgrounds	182	21%	241	28%	266	31%	181	21%
Developing a personal code of ethics	155	18%	226	26%	253	29%	230	27%
Contributing to the welfare of your community	97	11%	184	21%	255	29%	330	38%

Note: Bold indicates category with the most responses

- Nearly two-thirds (64%) of respondents indicated Foothill contributed very much or quite a bit to their development to think critically/analytically and learn effectively on their own.
- Over half indicated Foothill as having contributed some or very little to the development of their mathematical skills and in making a contribution to the welfare of their community.

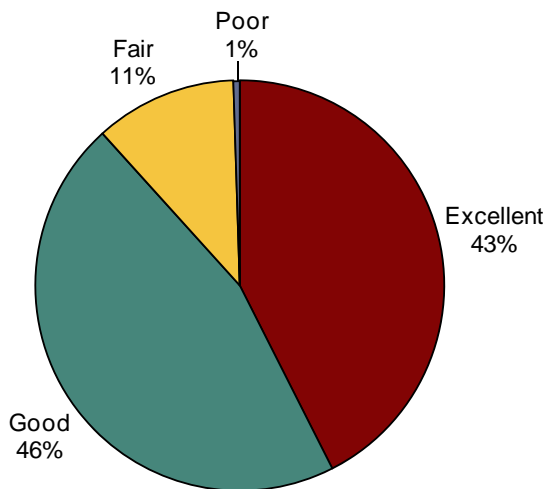
Student Experience at Foothill

How many hours do you spend in a typical 7-day week doing each of the following?



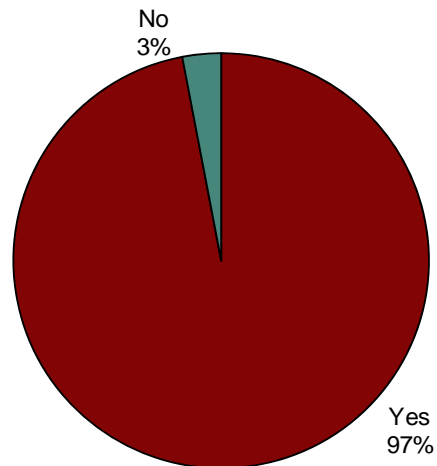
- Over one-third of students reported working more than 20 hours per week for pay.
- One-fifth of respondents indicated spending more than 10 hours per week caring for dependents.

How would you evaluate your entire educational experience at Foothill?



More than one-third (43%) of the surveyed students report their educational experience at Foothill as excellent.

Would you recommend Foothill to a friend or family member?



An overwhelming majority of respondents would recommend Foothill to a friend or family member.