



CCSSE Survey Results

Administrative Council

October 11, 2012

E. Kuo & T. Margesson
FH IR&P

Overview

- Survey Administration
- Survey Respondents
- Student Characteristics
- Institutional Learning Outcomes
- Instruction
- Student Services
- General Student Experiences

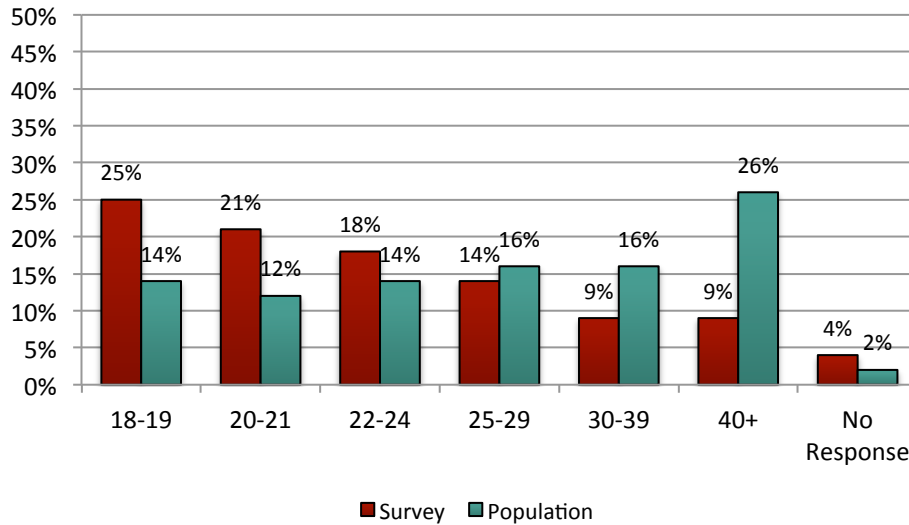
Respondents

- 925 completed surveys out of 1,874 (50%)
- 43 out of 58 selected sections administered survey
- 73% response rate among all surveyed sections
- Survey does favor full-time students, GE courses, face-to-face instruction.

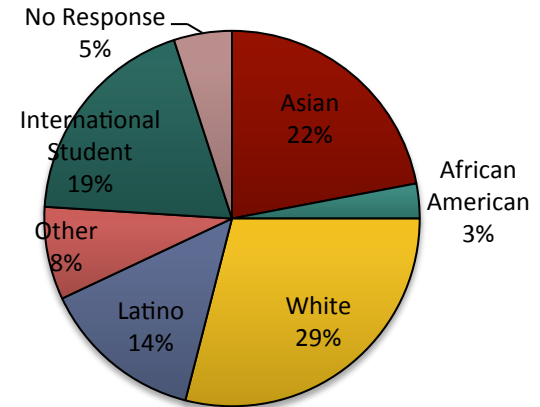
Student Characteristics

Demographics

Age



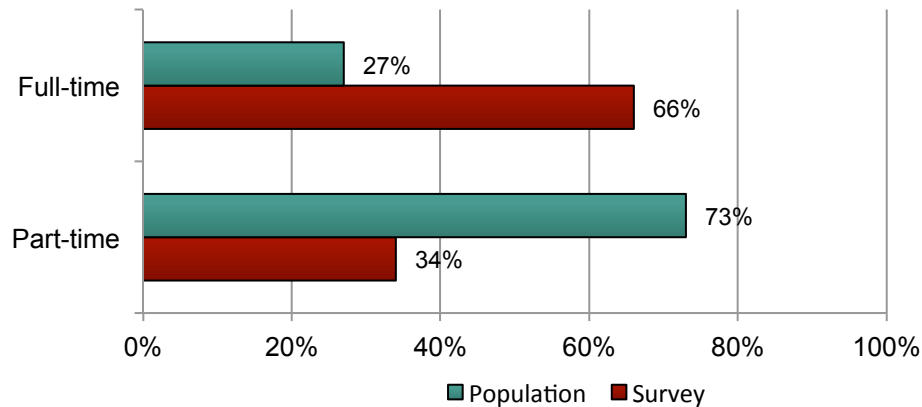
Ethnicity



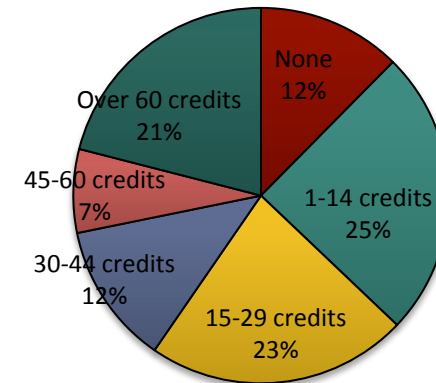
- While almost two-thirds of respondents are between ages 18-24 (64%); less than half of the student population fits the same age range (40%).
- International students comprised a higher rate among the survey respondents compared to the student population (19% vs. 5%).
- White students comprised a lower rate among the survey respondents compared to the student population (29% vs. 42%).

Demographics

Enrollment Status



How many credits have you earned at Foothill?

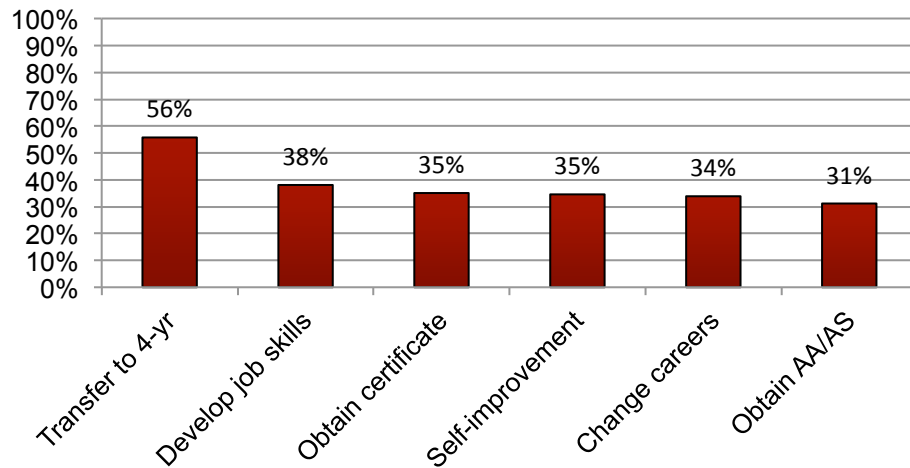


- Survey respondents were primarily full-time students compared to our student population, which is composed of primarily part-time students.
- Almost half of respondents have completed between 1-29 credits while another 21% completed over 60 credits.
- Females represented 53% of respondents while males represented 43%. Gender breakdown in student population is more evenly divided (51% vs. 49%).

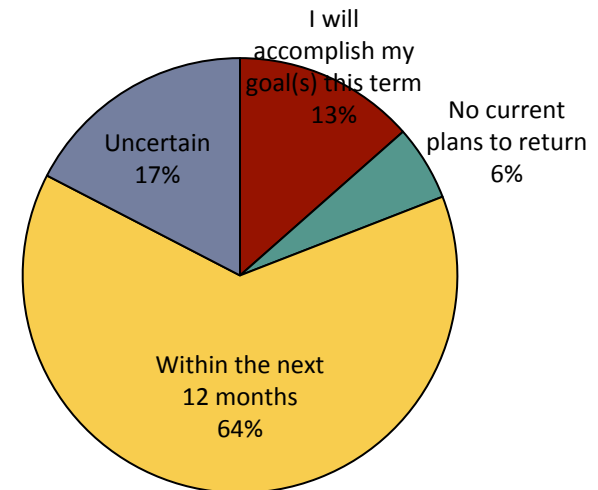


Demographics

Primary reason for attending Foothill



When do you plan to take classes at this college again?



- At least half of the survey respondents indicated that their primary reason for attending Foothill is to transfer (56%).
- Over half of the respondents plan on taking classes again within the coming year (64%). About a quarter of students were uncertain or had no immediate plans to take classes again at Foothill.
- Over half of the respondents have earned a high school diploma as their highest degree (60%) while roughly a quarter earned a bachelor's degree or higher (26%).

Institutional Learning Outcomes

Communication

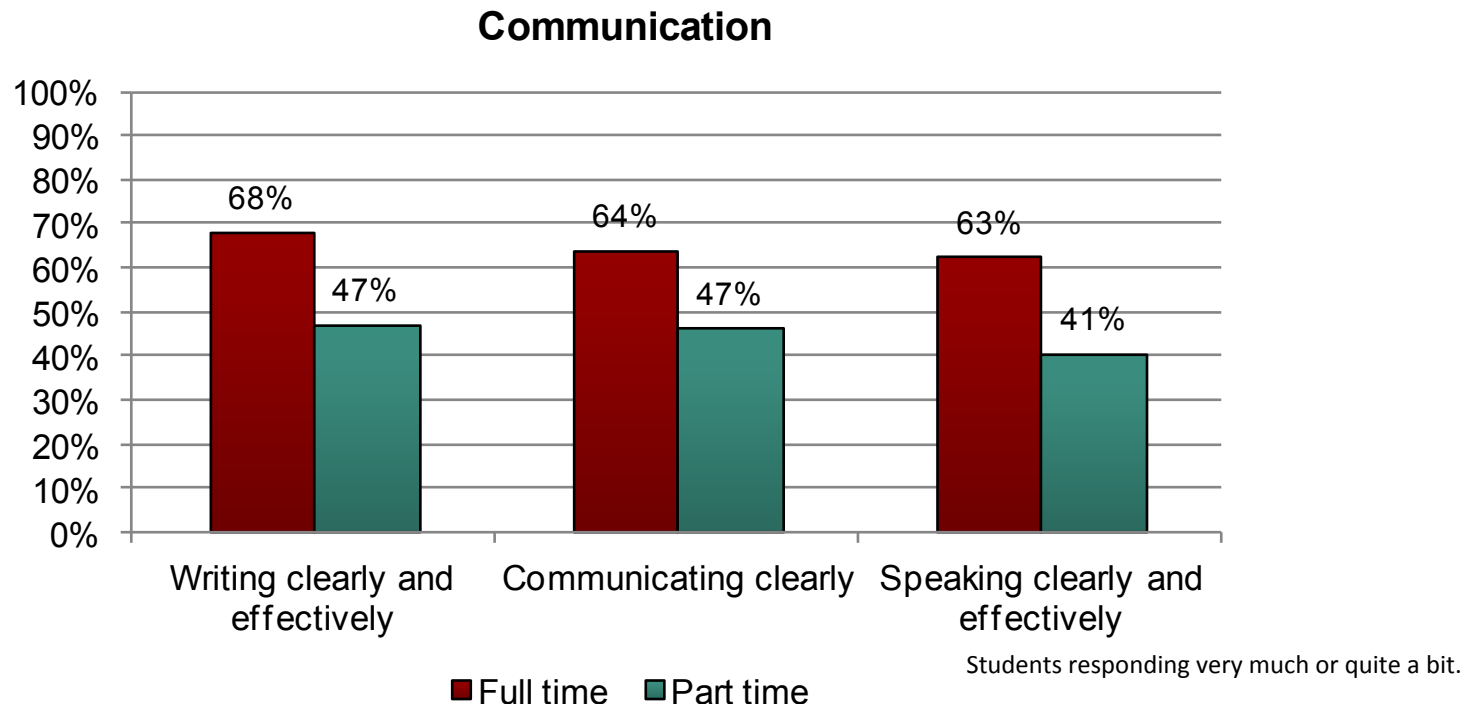
How much has your experience at this college contributed to your knowledge, skills and personal development in the following areas?

Communication ILO		Very much	Quite a bit	Some	Very Little	Total
Communicate your opinion/viewpoint clearly	N	173	236	230	155	794
	%	22%	30%	29%	20%	100%
Writing clearly and effectively	N	181	284	216	193	874
	%	21%	33%	25%	22%	100%
Speaking clearly and effectively	N	167	244	249	216	876
	%	19%	28%	28%	25%	100%

- At least half of survey respondents felt that the college had contributed very much or quite a bit to their ability to communicate their opinions clearly (52%) and to write clearly and effectively (54%).
- A higher percentage rate of students at other ex-large institutions report their college contributed very much or quite a bit to their ability to write (63% vs. 54%) and speak (59% vs. 47%) clearly and effectively.

Communication

How much has your experience at this college contributed to your knowledge, skills and personal development in the following areas?



- While over half of full-time students responded very much or quite a bit, less than half of part-time students responded similarly across all three statements.

Computation

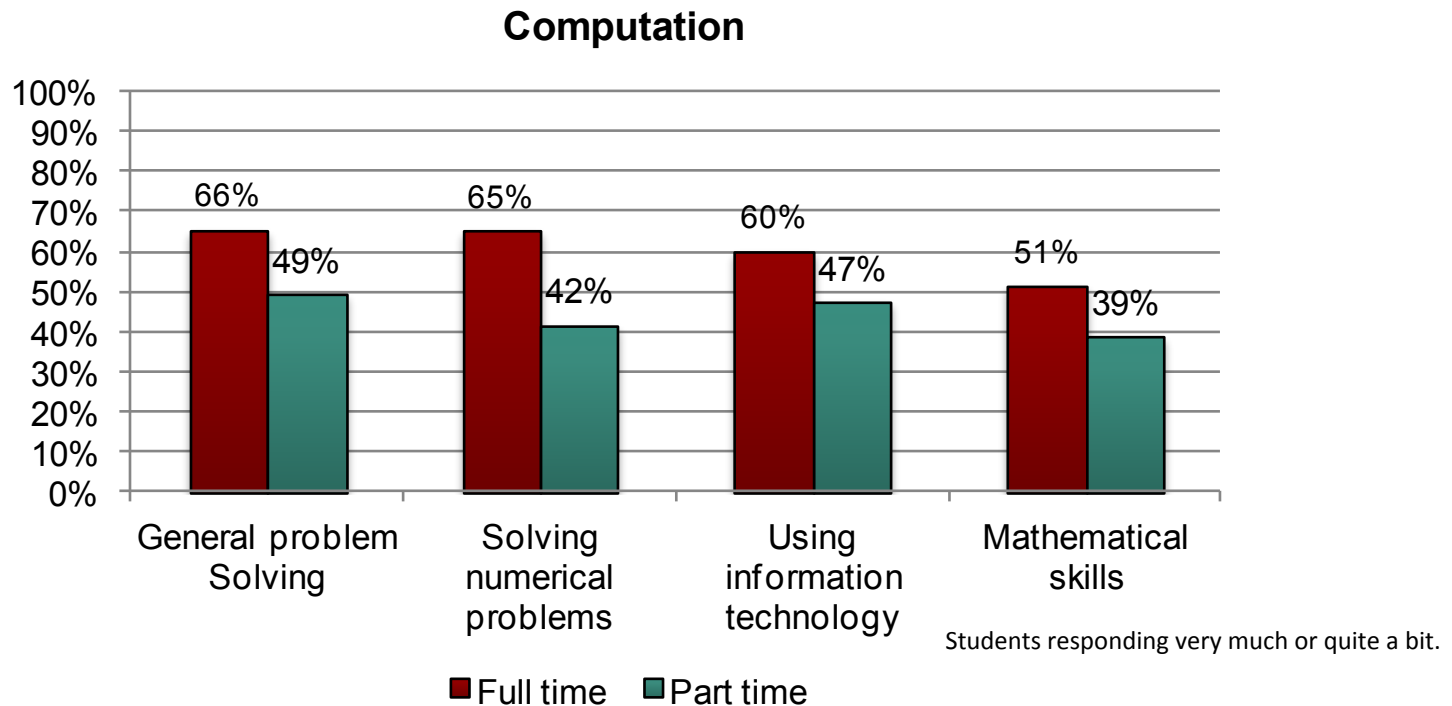
How much has your experience at this college contributed to your knowledge, skills and personal development in the following areas?

Computation ILO		Very much	Quite a bit	Some	Very Little	Total
Using computing and information technology	N	203	244	279	154	880
	%	23%	28%	32%	18%	100%
Solving numerical problems	N	172	251	245	206	874
	%	20%	29%	28%	24%	100%
Your mathematical skills	N	152	179	194	255	780
	%	20%	23%	25%	33%	100%
Your ability to solving problems	N	153	276	240	128	797
	%	19%	35%	30%	16%	100%

- Over half of the respondents felt that the college had contributed very much and quite a bit to their ability to use computing and information technology (51%).
- A higher percentage rate of students at other ex-large institutions report their college contributed very much or quite a bit to using technology (59% vs. 51%) and solving numerical problems (56% vs. 49%).

Computation

How much has your experience at this college contributed to your knowledge, skills and personal development in the following areas?



- The greatest gap between full-time and part-time students in relation to the computation ILO is in solving numerical problems (23%) and mathematical skills (22%).



Critical Thinking

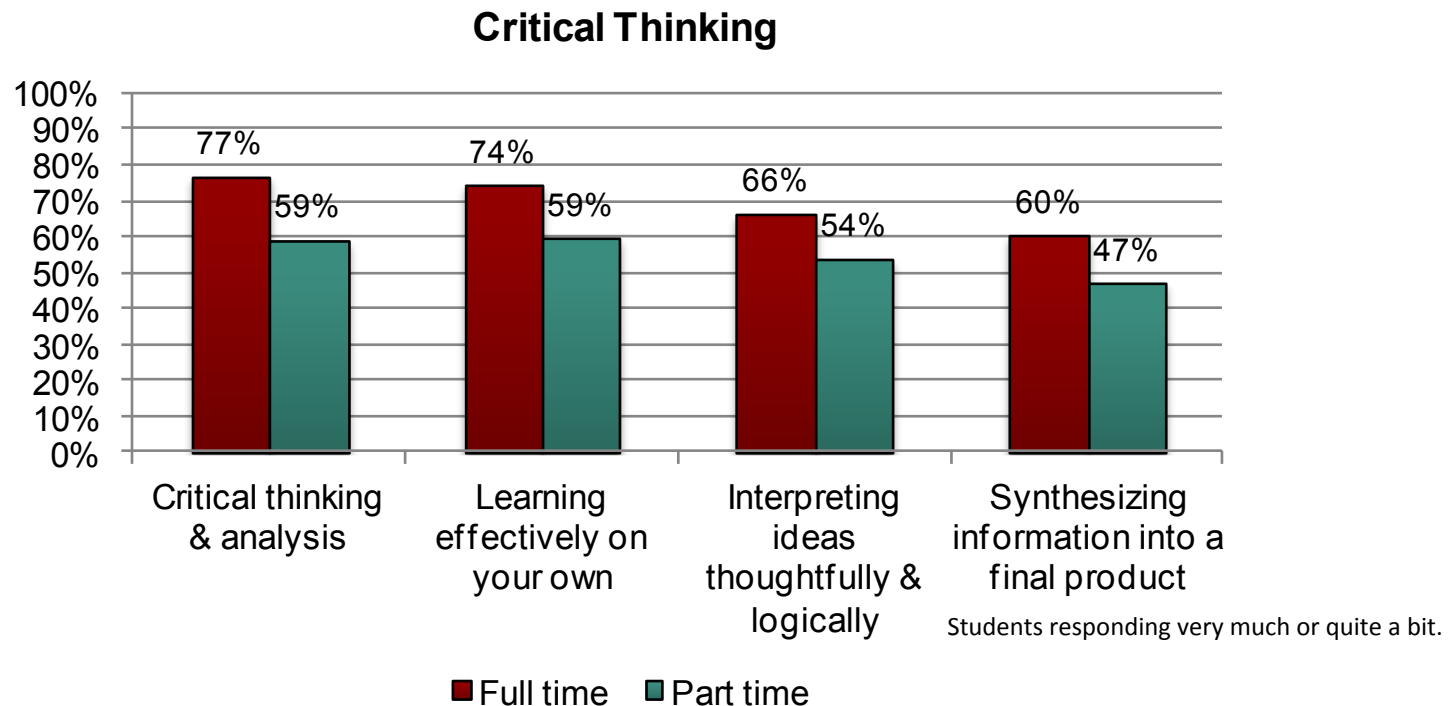
How much has your experience at this college contributed to your knowledge, skills and personal development in the following areas?

Critical thinking ILO		Very much	Quite a bit	Some	Very Little	Total
Learning effectively on your own	N	253	305	236	85	879
	%	29%	35%	27%	10%	100%
Thinking critically and analytically	N	246	319	245	71	881
	%	28%	36%	28%	8%	100%
Interpret ideas or issues thoughtfully and logically	N	168	283	219	117	787
	%	21%	36%	28%	15%	100%
Synthesize information from various formats into a final product	N	143	254	252	133	782
	%	18%	33%	32%	17%	100%

- Over half of the survey respondents felt that the college contributed very much or quite a bit to their ability to learn on their own (64%), think critically (64%), interpret ideas or issues (57%), and synthesize information from various formats (51%).
- A higher percentage rate of students at other ex-large institutions report their college contributed very much or quite a bit to learning effectively on their own (69% vs. 64%) and thinking critically and analytically (70% vs. 64%).

Critical Thinking

How much has your experience at this college contributed to your knowledge, skills and personal development in the following areas?



- The gap between full-time compared to part-time students ranges from 12-18%.
- Critical thinking represents the highest rated ILO among full-time and part-time students.

Community

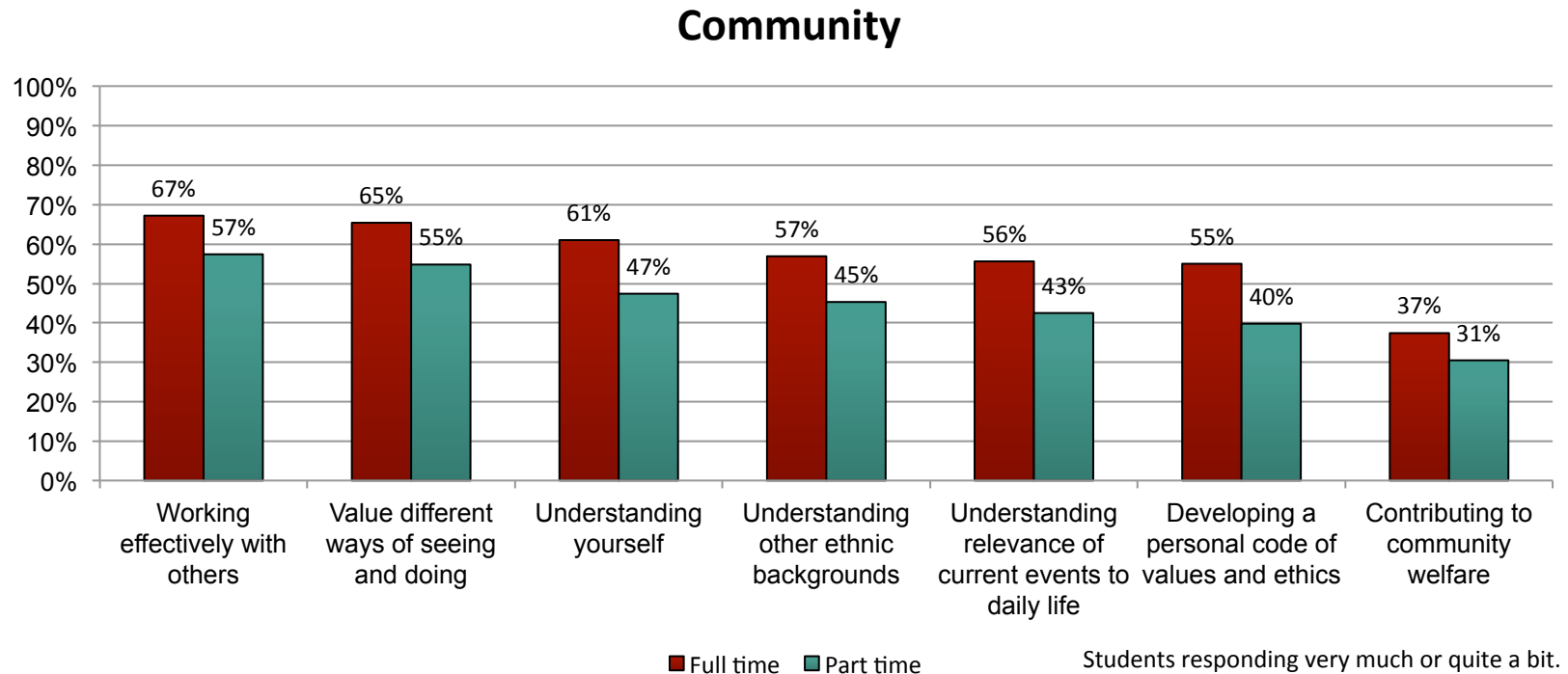
How much has your experience at this college contributed to your knowledge, skills and personal development in the following areas?

Community ILO		Very much	Quite a bit	Some	Very Little	Total
Working effectively with others	N	222	306	248	102	878
	%	25%	35%	28%	12%	100%
Value different ways of seeing and doing	N	193	257	195	134	779
	%	25%	33%	25%	17%	100%
Understanding yourself	N	205	244	264	164	877
	%	23%	28%	30%	19%	100%
Understanding people of other racial and ethnic backgrounds	N	182	241	266	181	870
	%	21%	28%	31%	21%	100%
Developing a personal code of values and ethics	N	155	226	253	230	864
	%	18%	26%	29%	27%	100%
Understanding of the relevance of current events in your daily life	N	138	223	234	186	781
	%	18%	29%	30%	24%	100%
Contributing to the welfare of your community	N	97	184	255	330	866
	%	11%	21%	29%	38%	100%

- Students felt that the college contributed very much or quite a bit to working effectively with others (60%) and value different ways of seeing and doing (58%).
- A higher percentage rate at other ex-large institutions report their college contributed very much or quite a bit to working effectively with others (60% vs. 50%) and understanding themselves (56% vs. 51%) but a lower rate of contributing to the welfare of your community (29% vs. 32%).

Community

How much has your experience at this college contributed to your knowledge, skills and personal development in the following areas?



- Over half of the full-time and part-time respondents report that Foothill has contributed very much or quite a bit to their ability to work effectively with others and value different ways of seeing and doing.



ILO Comparisons

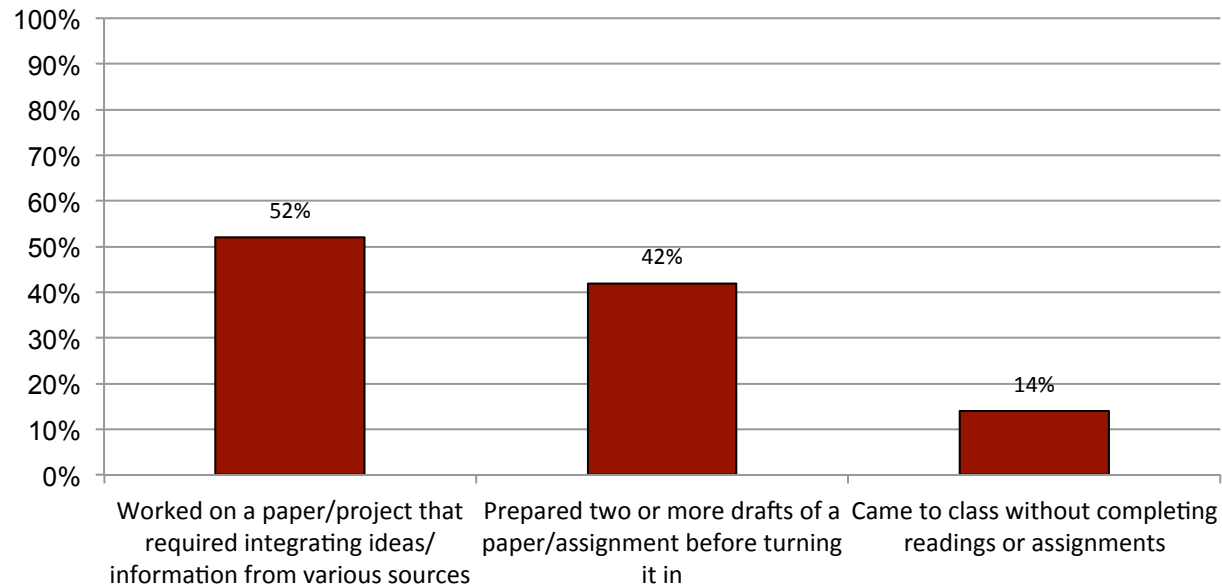
How much has your experience at this college contributed to your knowledge, skills and personal development in the following areas?

Institutional Learning Outcomes	<u>Very much/Quite a bit</u>			
	Foothill		Ex-Large	
	N	%	N	%
Communication				
Writing clearly and effectively	465	53%	51,240	63%
Speaking clearly and effectively	411	47%	47,784	59%
Computation				
Using computing and information technology	447	51%	48,513	60%
Solving numerical problems	423	48%	45,742	56%
Critical thinking				
Thinking critically and analytically	565	64%	57,154	70%
Learning effectively on your own	558	64%	56,895	70%
Community				
Working effectively with others	528	60%	48,877	60%
Understanding yourself	449	51%	45,798	56%
Understanding people of other racial and ethnic backgrounds	423	49%	39,730	49%
Developing a personal code of values and ethics	381	44%	37,779	47%
Contributing to the welfare of your community	281	33%	23,557	29%

Instruction

Student Effort

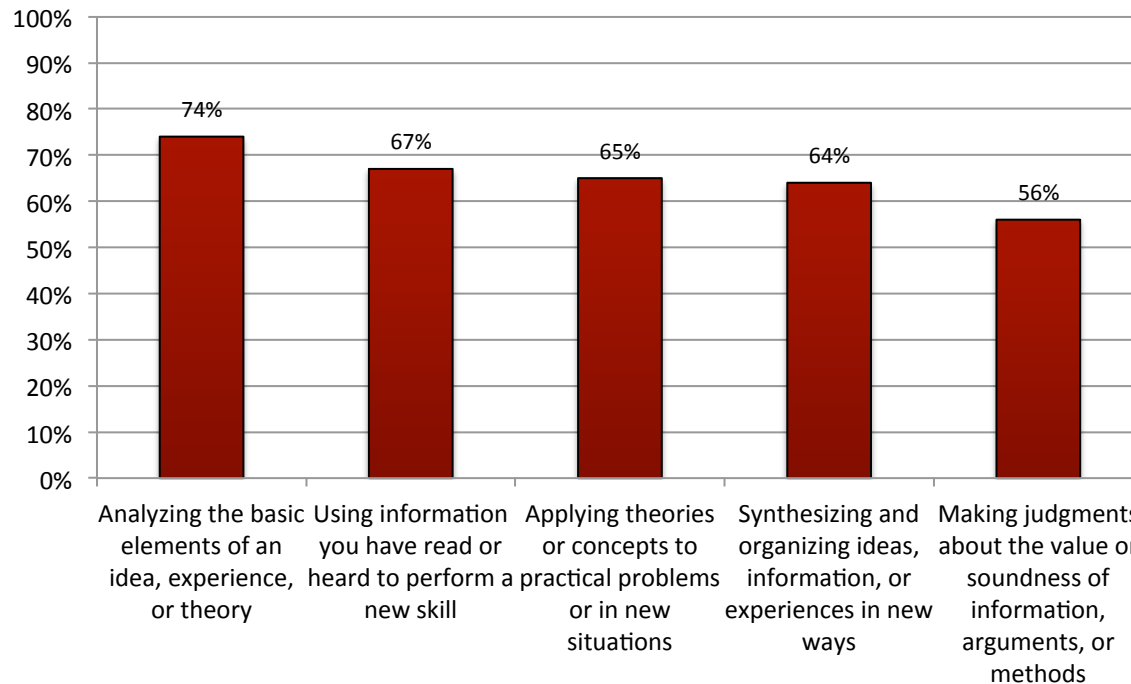
In your experiences at this college during the current school year, about how often have you done each of the following?



- Almost 40% of respondents indicated that they spent more than 10 hours a week preparing for class (38%). Compared to students attending other ex-large institutions (over 15,000), only 27% of students reported spending as much time preparing for class.

Academic Challenge

During the current school year, how much has your coursework at this college emphasized the following mental activities?



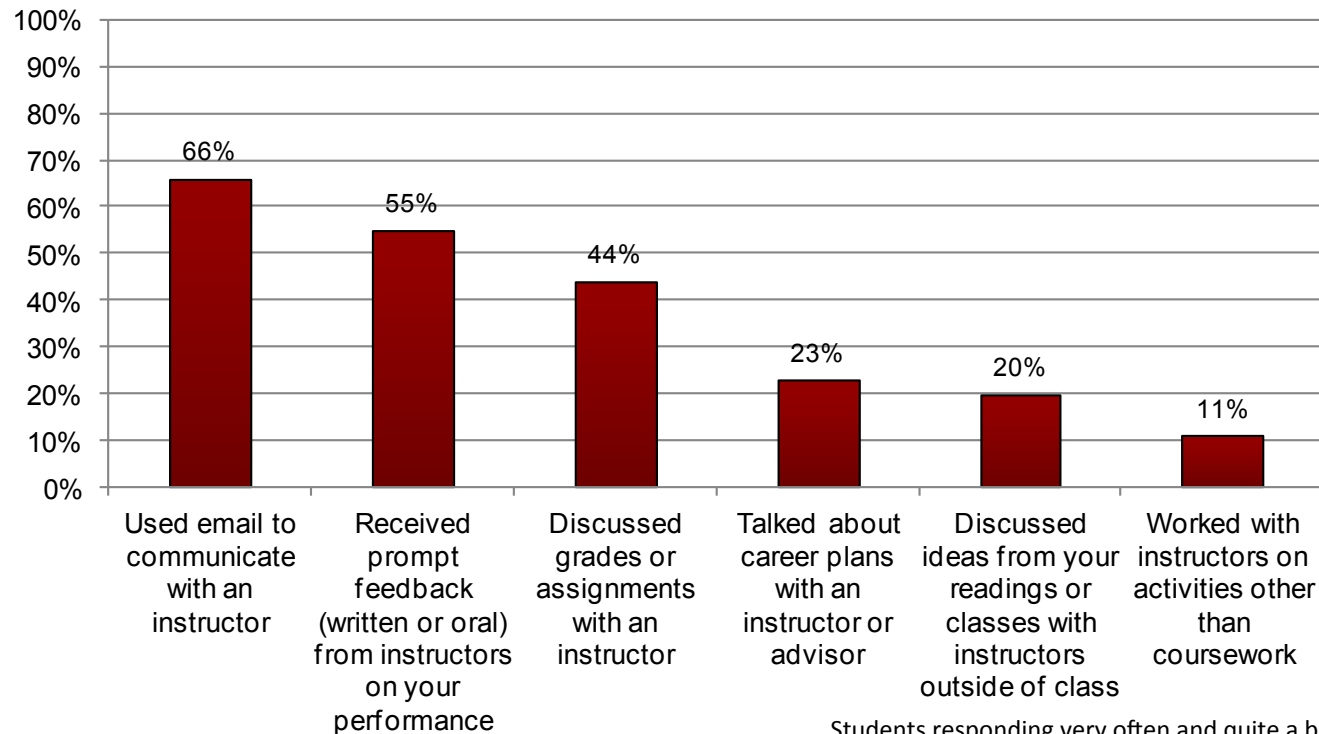
Students responding very much or quite a bit.

- Consider the relationship of these activities to the critical thinking ILO?



Student-Faculty Interaction

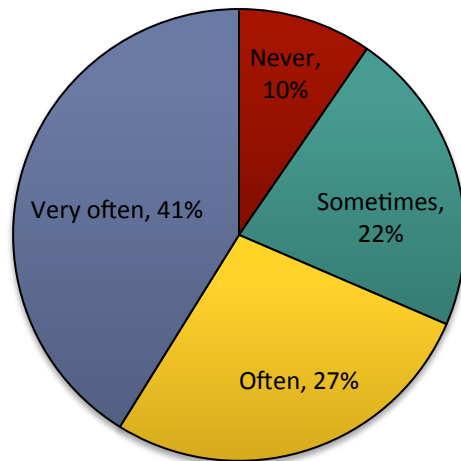
In your experiences at this college during the current school year, about how often have you done each of the following?



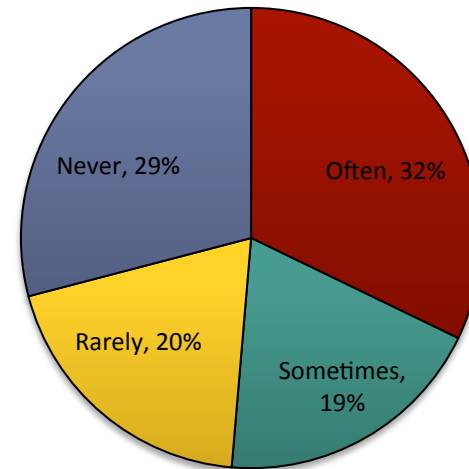
- Consider importance or value of having students and faculty discuss assignments, grades or topics unrelated to course material?

Technology

Used the internet or instant messaging to work on an assignment



How often do you use social networking tools to communicate with instructors, staff or students about coursework or student activities (do not include email)?

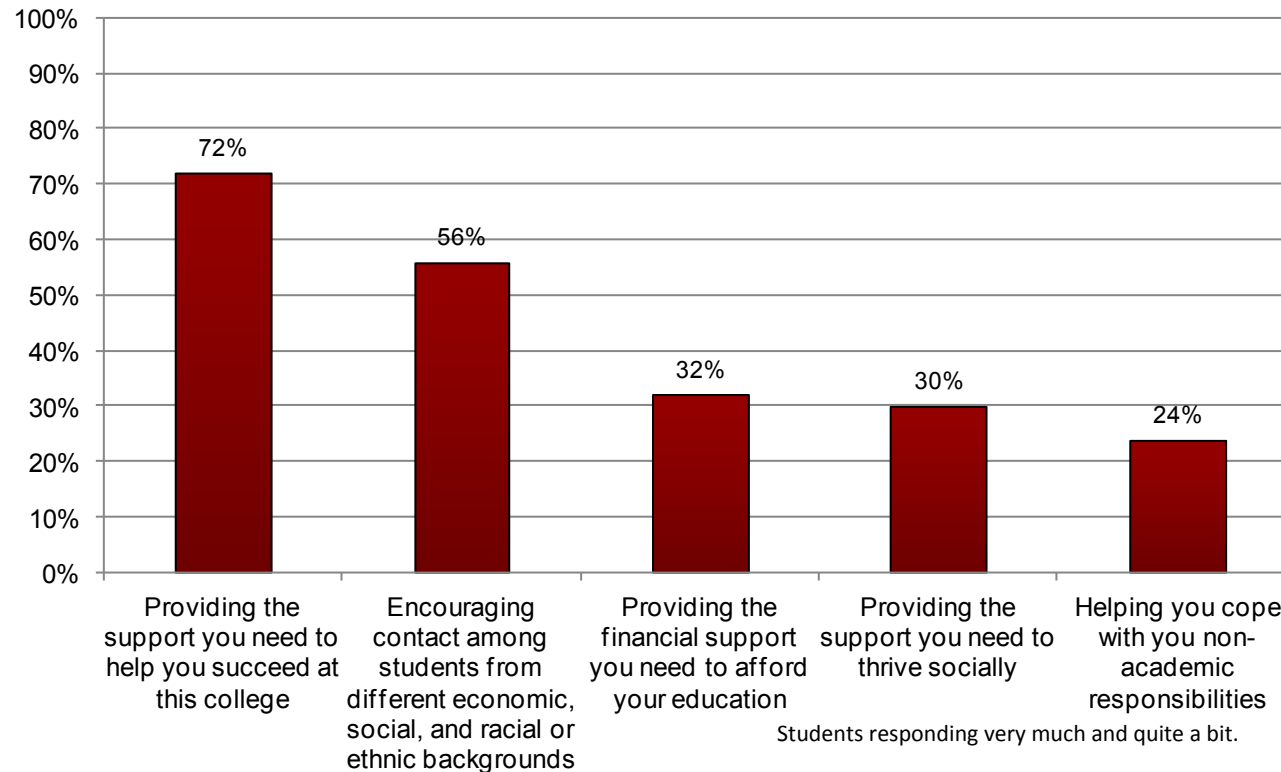


- Over half of the students reported that they very often or often used the internet or instant messaging (68%) for an assignment and to communicate with instructors, staff and students (51% often or sometimes).
- Consider how faculty may continue to manage the use of the internet to maximize learning while maintaining academic integrity?
- Consider how to continue to leverage technology as way to inform and support students?

Student Services

Support for Learners

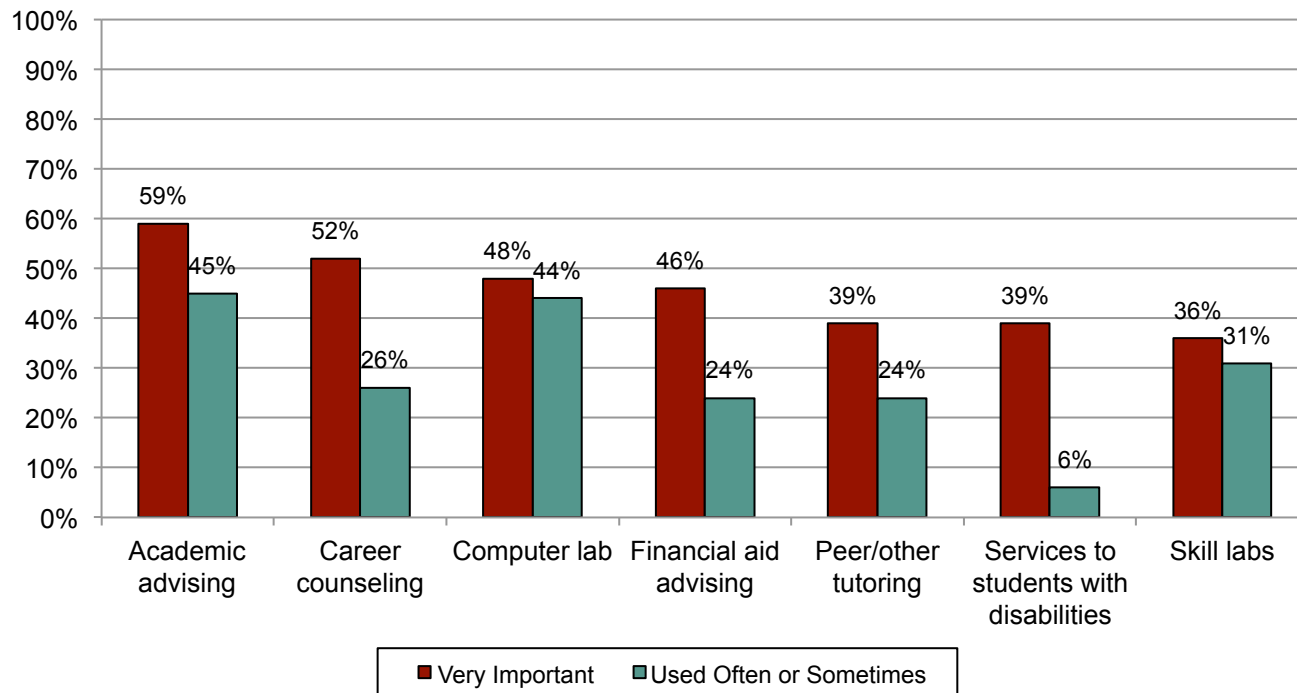
How much does this college emphasize the following?



- Consider college's role in providing support regarding social support and coping with non-academic issues?
- Consider college's role in encouraging contact among diverse groups, especially as it relates to equity plan?

Support Services

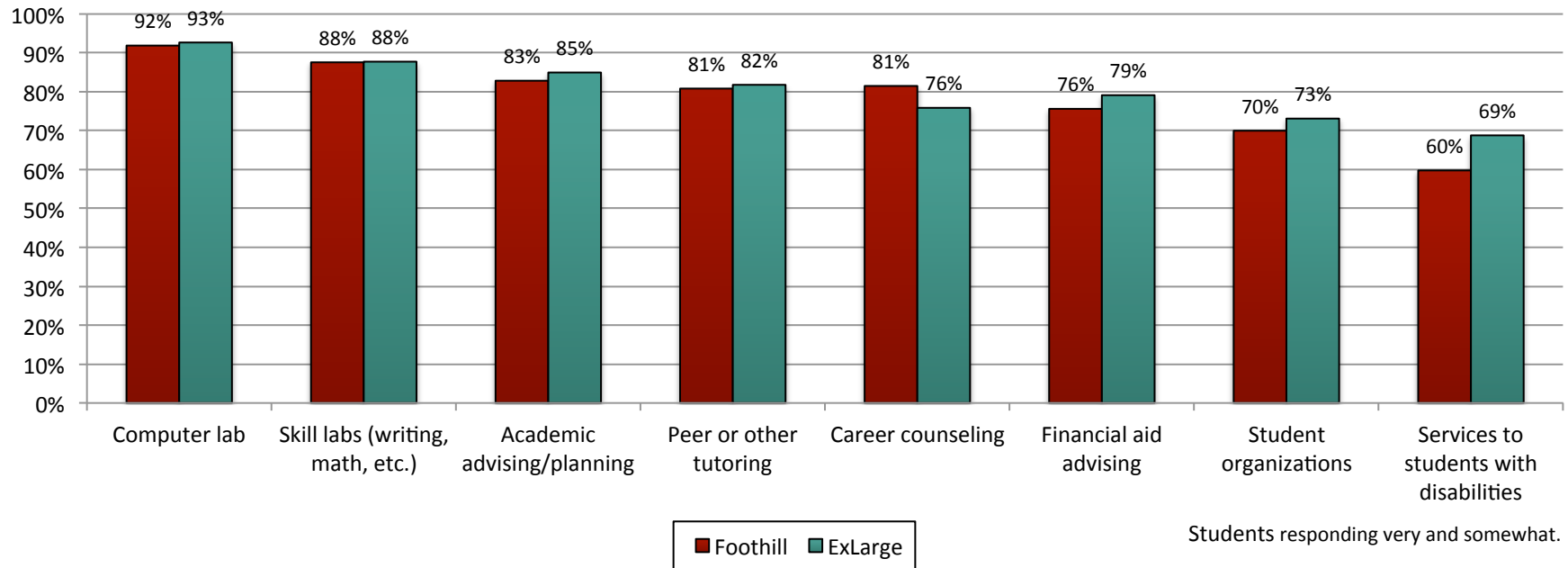
How important are the following services to you at this college?
How often do you use the following services at this college?



- Compare importance vs. usage.
- Consider outcomes of those who use services compared to those who do not.

Support Services

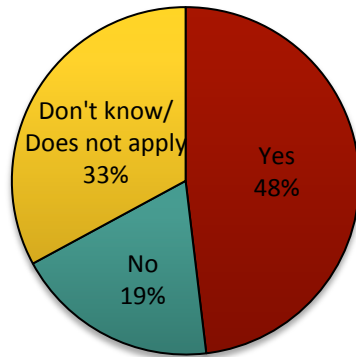
How satisfied are you with the following services at this college?



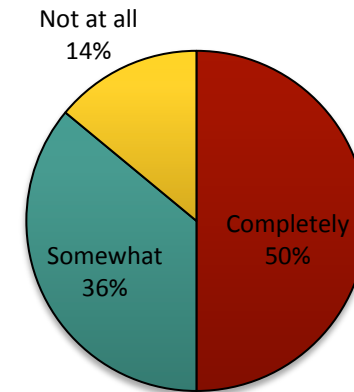
- Compared to other ex-large institutions, Foothill generally ranks lower in satisfaction across a variety of services.
- Consider additional data collection regarding satisfaction issues?
- Consider limitations to satisfaction questions?

Counseling

If you met with a counselor, did you formulate an educational plan as a result of your conversation?

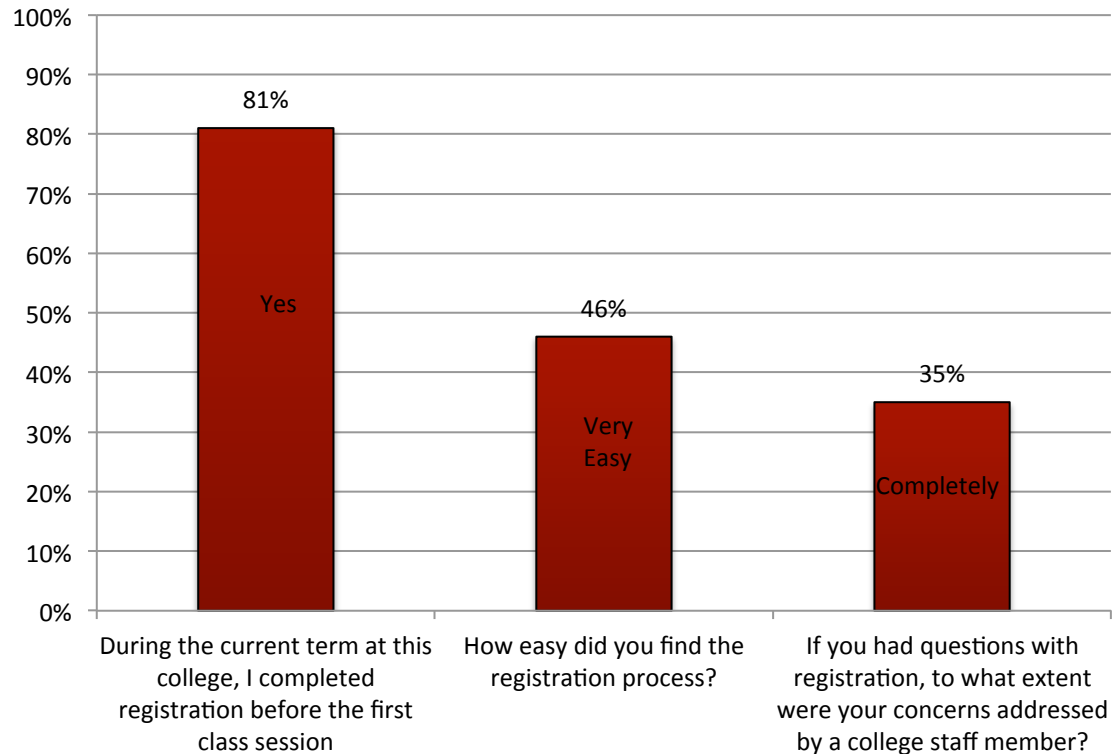


After meeting with Foothill staff, do you know the consequences of receiving a poor grade and/or withdrawing from a class?



- One-third of respondents did not meet with a counselor.
- Only half of those who met with staff completely understood the consequences of receiving a poor grade and/or withdrawing from a class.

Registration



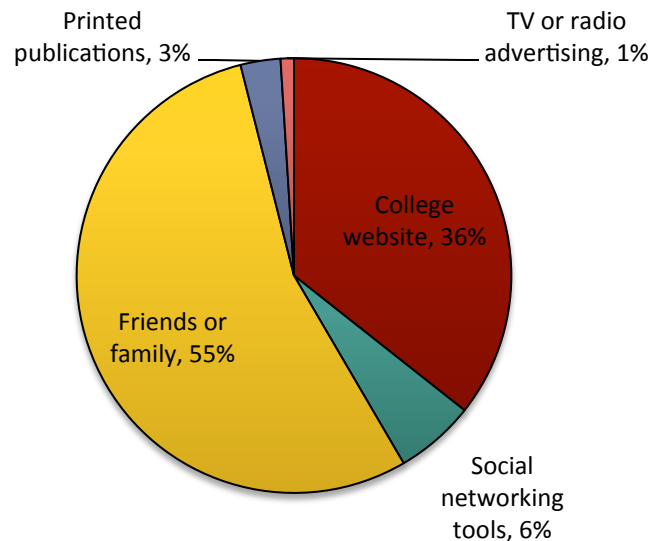
- 91% of respondents stated that they had completed or mostly completed registering before the first day of class.
- 82% of students reported that registration was very easy or somewhat easy.
- 80% indicated that their registration questions were completely or somewhat answered.



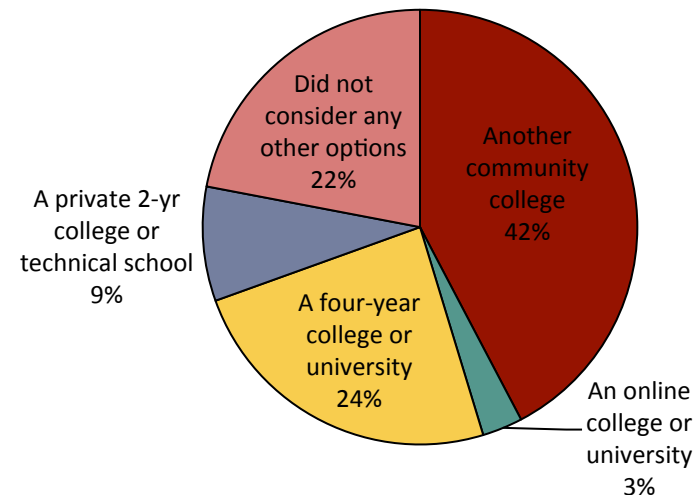
General Student Experiences

Choosing Foothill

What was the primary source of information that influenced your decision to attend this college?



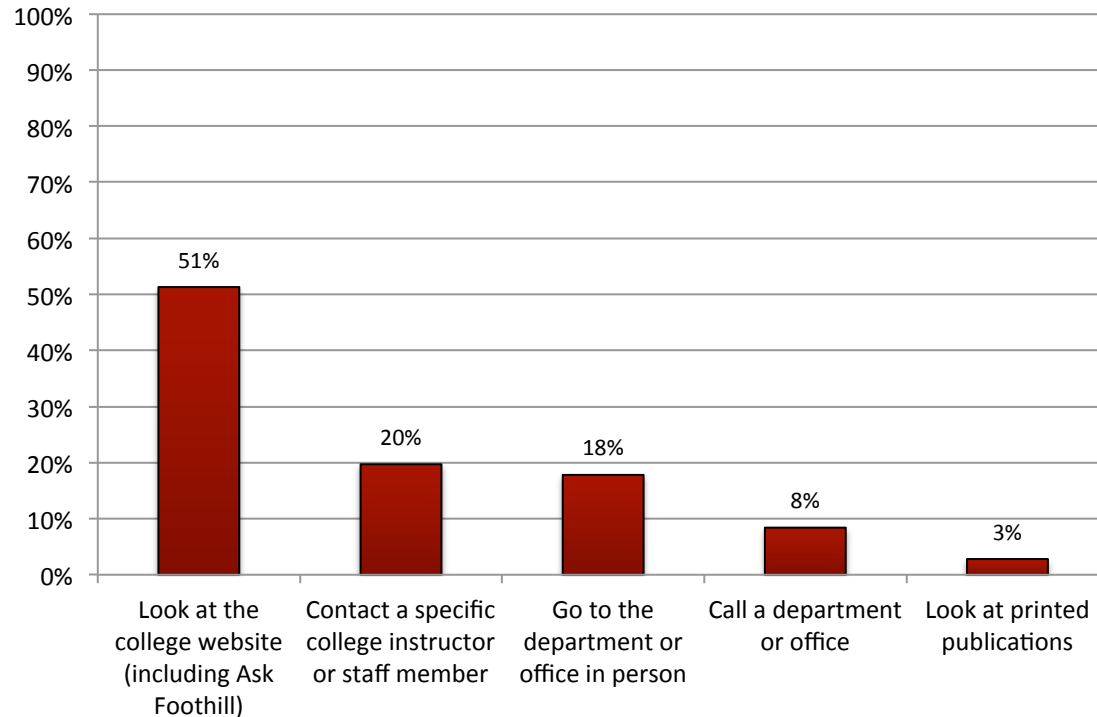
What other educational options did you consider prior to attending this college?



- A majority of students reported that friends and family along with the college website served as their primary source of information that helped them decide to attend Foothill (91%).
- Almost a quarter of respondents did not consider any other options other than attending Foothill (22%).

Questions at Foothill

If you have a question related to your experience at this college, what are you most likely to do?

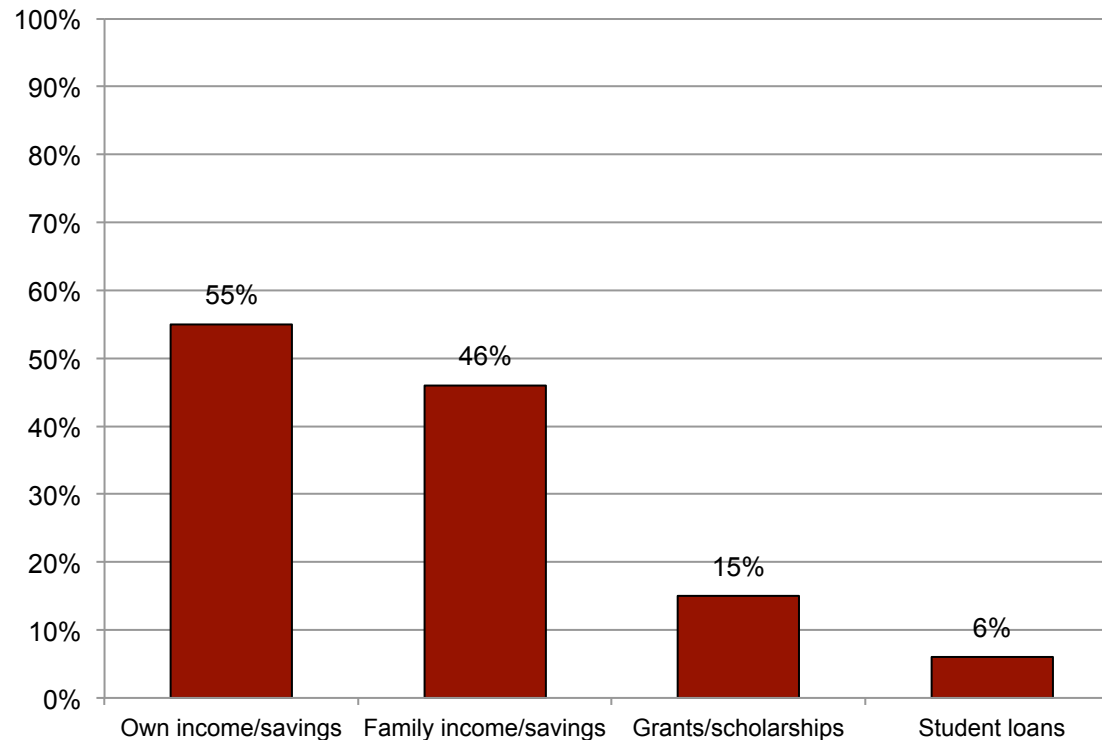


- Consider importance of student use of technology in helping navigate their experiences.



Paying for Foothill

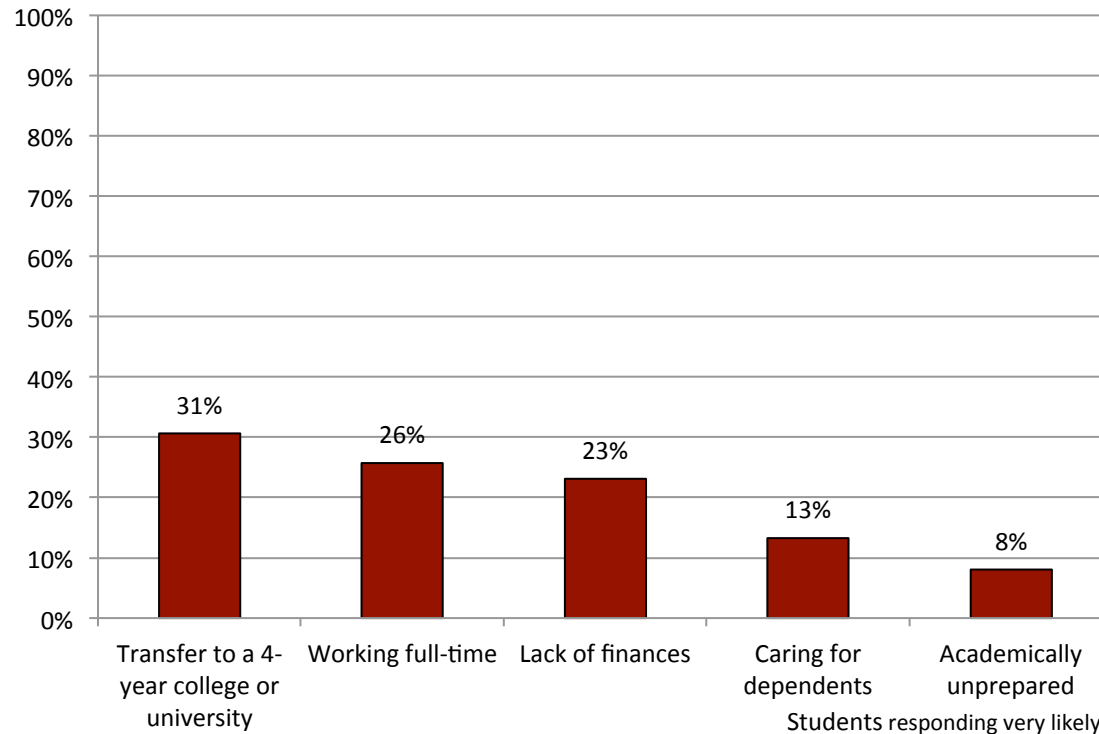
Indicate which of the following are a major source you use to pay your tuition at this college?



- A major tuition source for roughly half of the respondents are either their own or their family's income or savings (56% vs. 46%).
- Compared to other ex-large colleges, 37% rely primarily on their own income and 30% on their family's income. Another 21% cite student loans and 37% report grants and scholarships as a major tuition source.

Reasons to Leave Foothill

How likely is it that the following issues would cause you to withdraw from class or from this college?

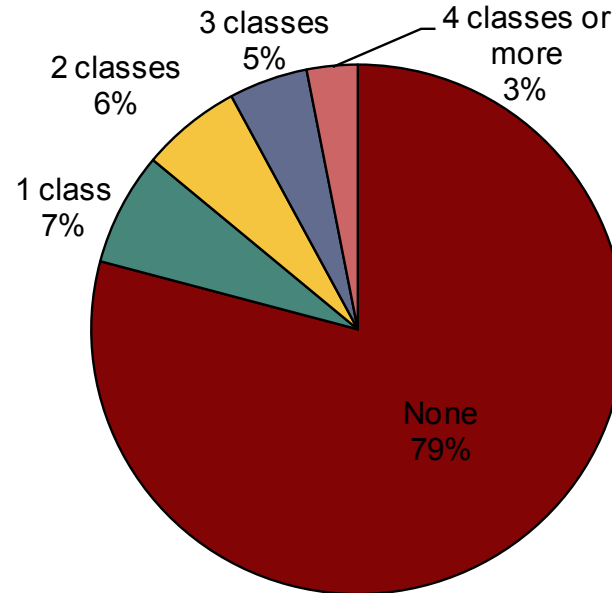


- When combining likely and very likely responses, at least one-third of students indicate that working full-time and a lack of finances could lead them to leave Foothill (41% and 39%).
- At other ex-large colleges, transfer to a four-year, a lack of finances and caring for dependents were reasons that would very likely lead to a student to withdraw from their college (35%, 30% and 29%).



Concurrent Enrollment

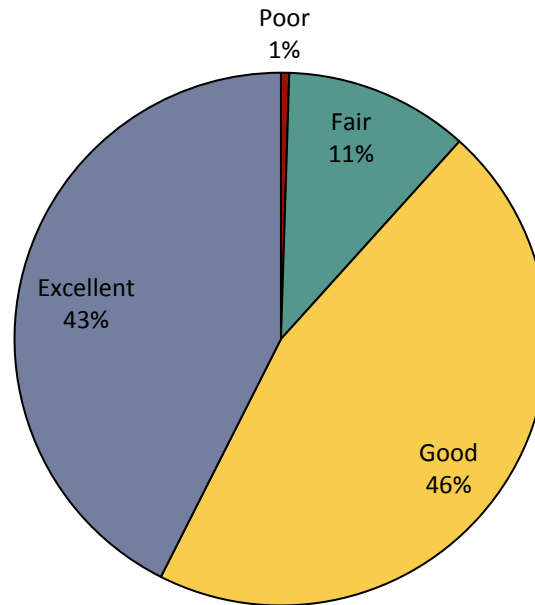
How many classes are you presently taking at other institutions?



- About one-fourth of respondents are enrolled at another institution (20%).
- 12% are taking courses at another community college while another 4% are concurrently enrolled at a four-year college or university.

Overall Foothill Experience

How would you evaluate your entire educational experience at this college?



- 90% of survey respondents reported that that their educational experience at Foothill was excellent or good.
- Compared to other ex-large colleges, only 84% evaluated their educational experience as excellent or good.

Summary

- Measuring our institutional learning outcomes.
- Role of technology.
- Use of student services.
- Almost half evaluate their Foothill experience as excellent (43% compared to 29% at other ex-large colleges).

Next Steps

- Ideas for further exploration?
- How to apply to program review and program improvement?