



FOOTHILL COLLEGE

Revisiting College Goals and Metrics

Elaine Kuo

Institutional Research & Planning

PaRC Meeting

April 25, 2012

Overview

- Education Strategic & Master Plan (ESMP)
- District and college goals and metrics
- Accountability Reporting for the Community Colleges (ARCC Report)



Goals, Metrics, Targets



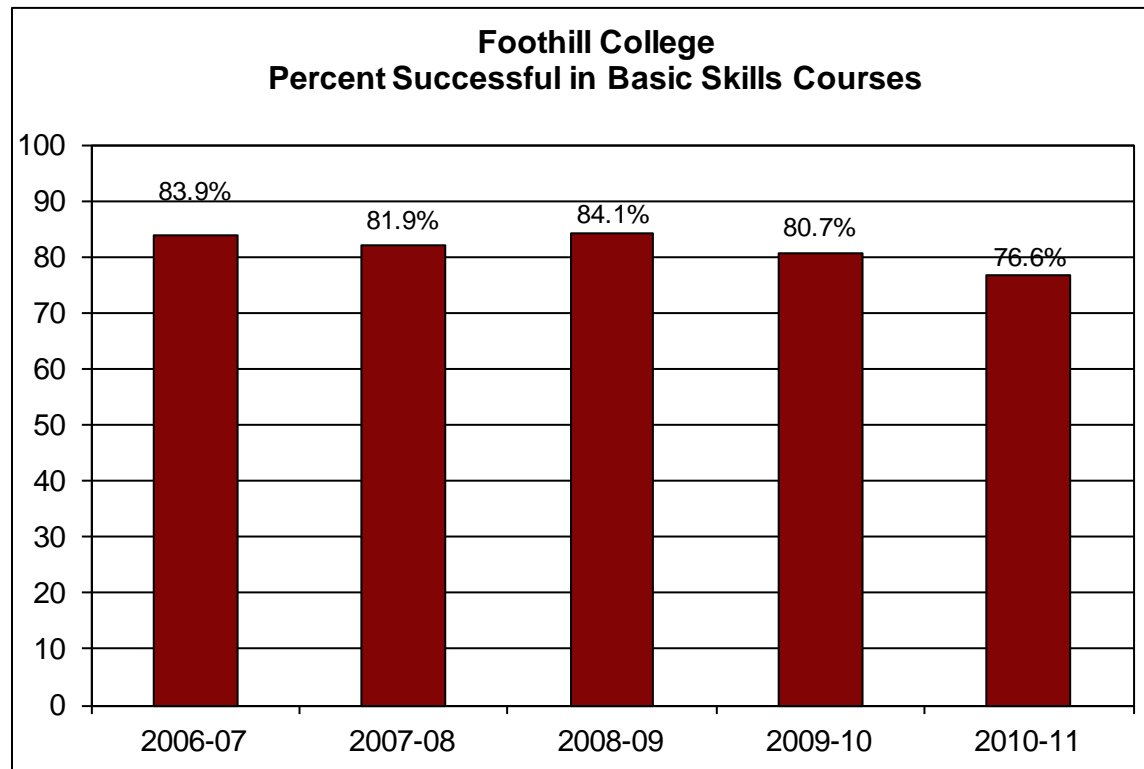
FOOTHILL COLLEGE

Basic Skills

Goal	Metric	Target
Improve student achievement outcomes for basic skills courses	ARCC Basic Skills Course Completion Rates (Success rates of students in a basic skills course)	By 2015, Foothill will achieve 85.0% or the highest score within the peer group.
	ARCC Improvement Rate for Credit Basic Skills (Rate at which students move through a sequence)	By 2015, Foothill will achieve 67.0% or the highest score within the peer group.
Improve student outcomes and close the achievement gap	Success rate of historically underserved student groups (Annual Course Success Rates by Ethnicity)	By 2015, Foothill will increase student course success by 5 percentage points, focusing on narrowing the gap among groups.



Basic Skills Course Completion



Source: ARCC Report 2012

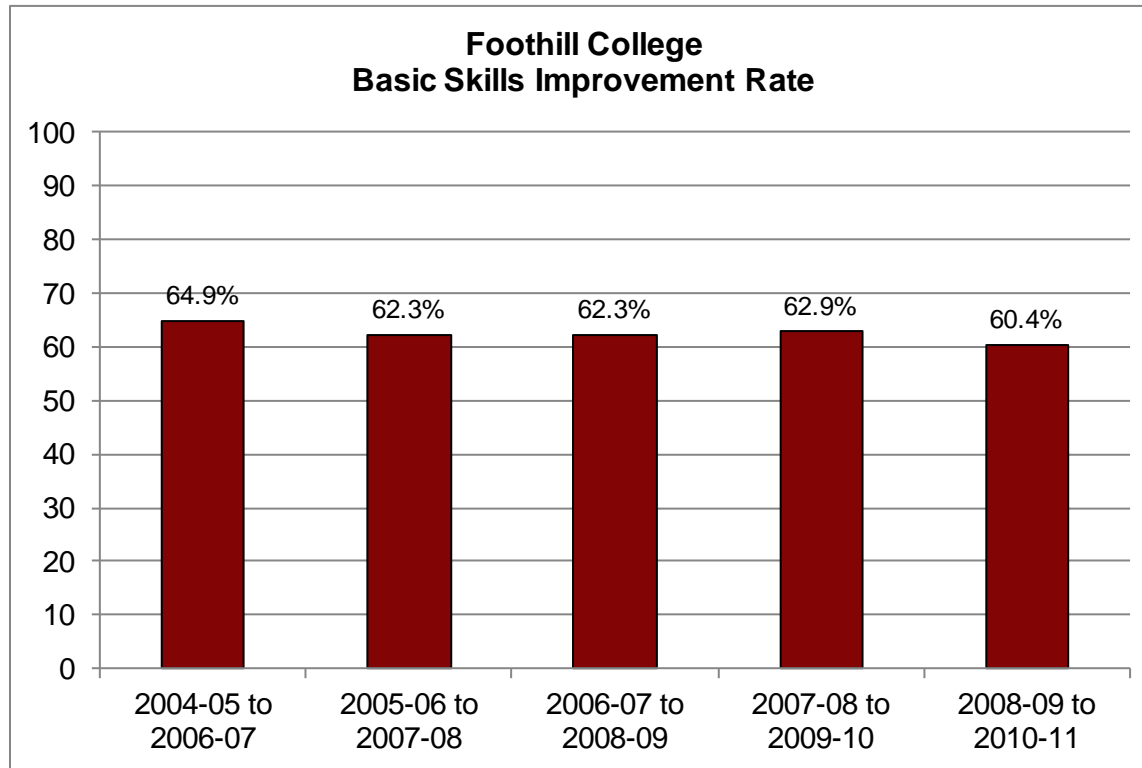
Peer group includes American River, Canyons, De Anza, Diablo Valley, Fullerton, Mt. San Antonio, Orange Coast, Palomar, Saddleback, San Diego Mesa, San Francisco City, Santa Ana, Santa Rosa, Sierra, Southwestern.

Target status: Foothill represents peer group high.



FOOTHILL COLLEGE

Basic Skills Course Improvement



Source: ARCC Report 2012

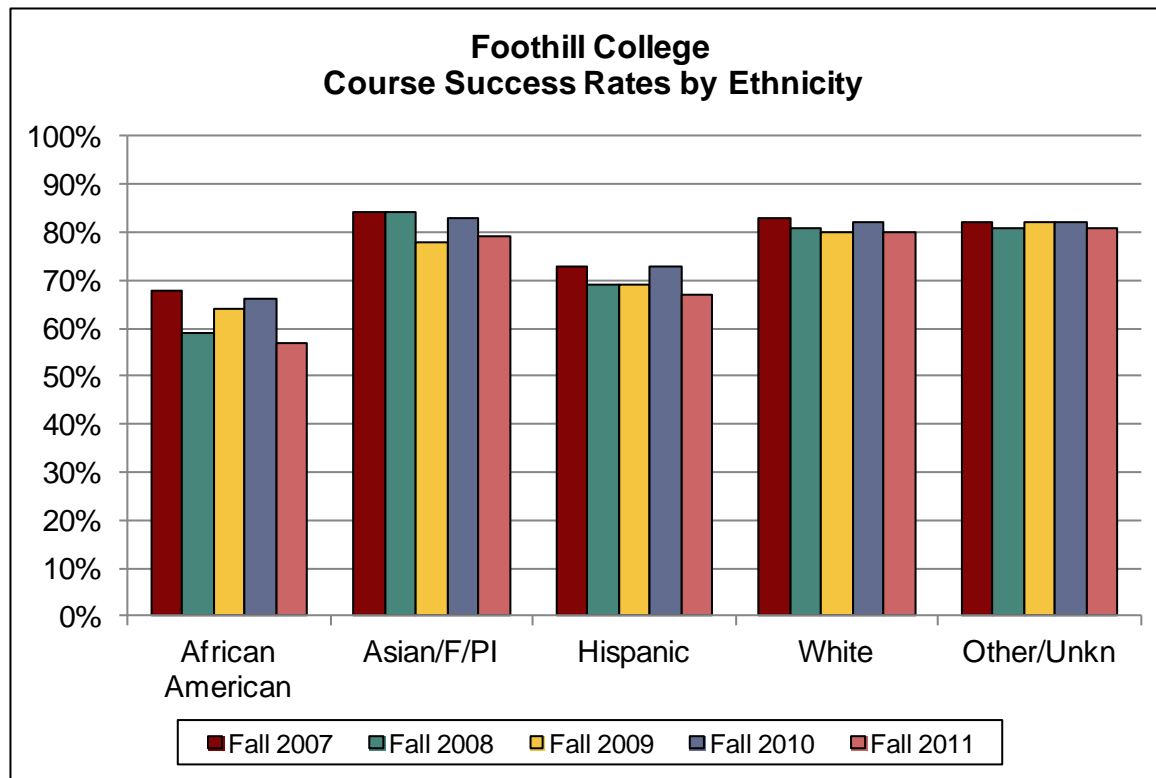
Peer group includes American River, Canyons, De Anza, Diablo Valley, Fullerton, Mt. San Antonio, Orange Coast, Palomar, Saddleback, San Diego Mesa, San Francisco City, Santa Ana, Santa Rosa, Sierra, Southwestern.

Target status: Foothill is 6% below target.



FOOTHILL COLLEGE

Course Success by Ethnicity



Source: FHDA IR&P

Other/Unkn includes American Indian, Decline to State, Other, Unknown.

Target status: Foothill course success relatively consistent over last five years; has not increased.

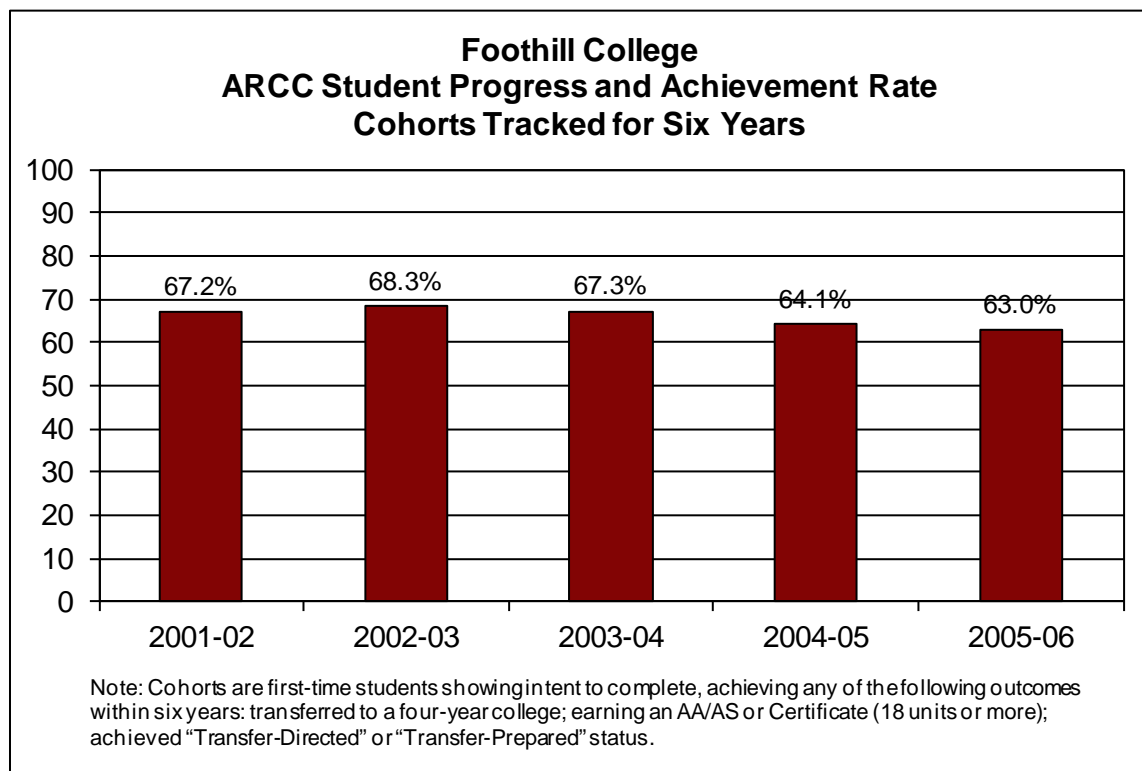


FOOTHILL COLLEGE

Transfer

Goal	Metric	Target
Improve Student Outcomes and Close the Achievement Gap	ARCC Student Progress and Achievement Rate (transfer to four year, transfer directed, transfer prepared)	By 2015, Foothill will increase the number of students who transfer; our goal is to transfer 308 to the UC system, 245 to the CSU system, and 490 to in-state privates (ISP) and out of state (OoS) institutions.
	CCCCO Transfer Velocity Cohort Report	By 2015, Foothill will increase the transfer rate for historically underserved student groups by 8 percentage points or be higher than the state average.
Improve Student Success	ARCC Persistence Rate	By 2015, Foothill will achieve 80.0% or the highest score within its peer group.
	ARCC Persistence Rate (by ethnicity)	By 2015, Foothill will increase the fall to fall persistence rate among historically underserved student groups by 5 percentage points.

Student Progress & Achievement Rate



Source: ARCC Report 2012

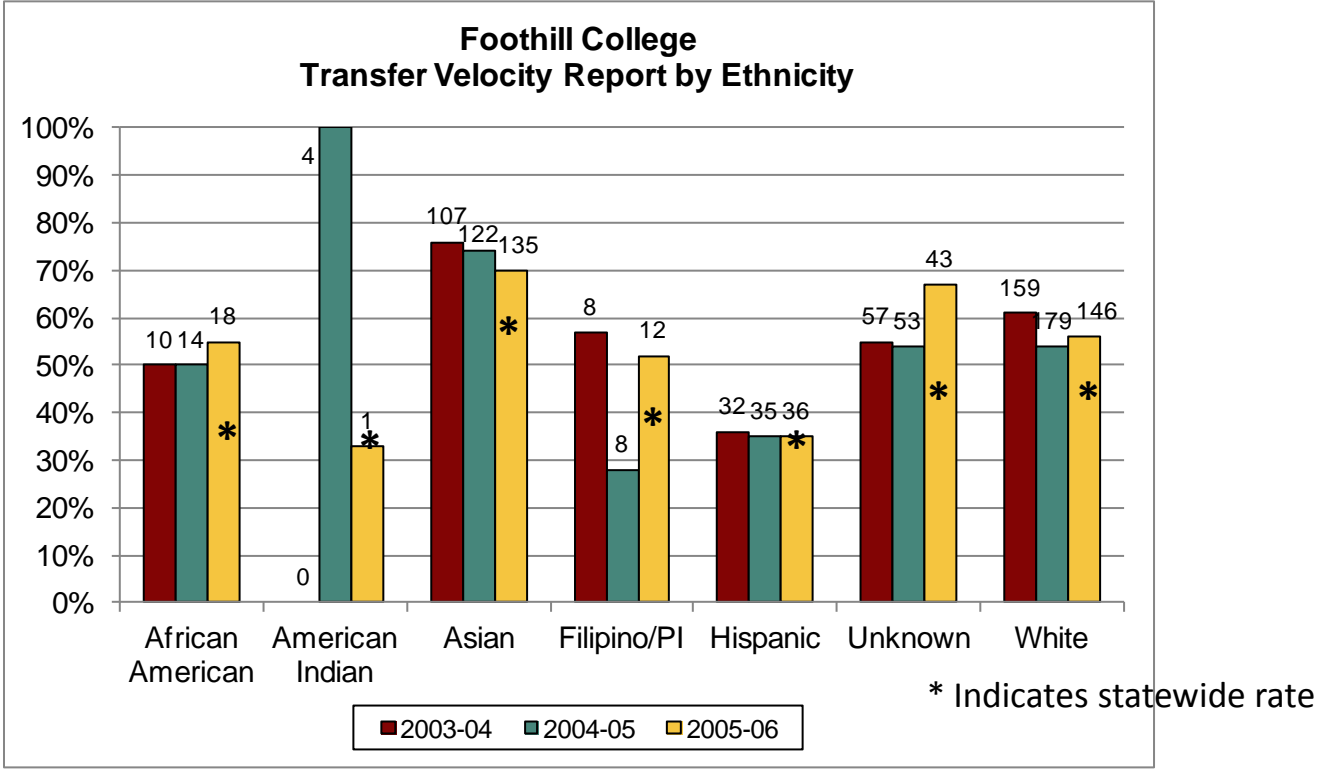
Peer group includes Alameda, American River, Berkeley City College, Cabrillo, Canyons, Glendale, Irvine Valley, Laney, Marin, Merritt, Mira Costa, Monterey Ohlone, Palomar, Saddleback, San Diego City, San Diego Miramar, San Francisco City, San Mateo, Santa Rosa, West LA, West Valley.

Target status: Foothill remained steady for last two cohorts.



FOOTHILL COLLEGE

Transfer Velocity Cohort



Source: Transfer Velocity Cohort Report

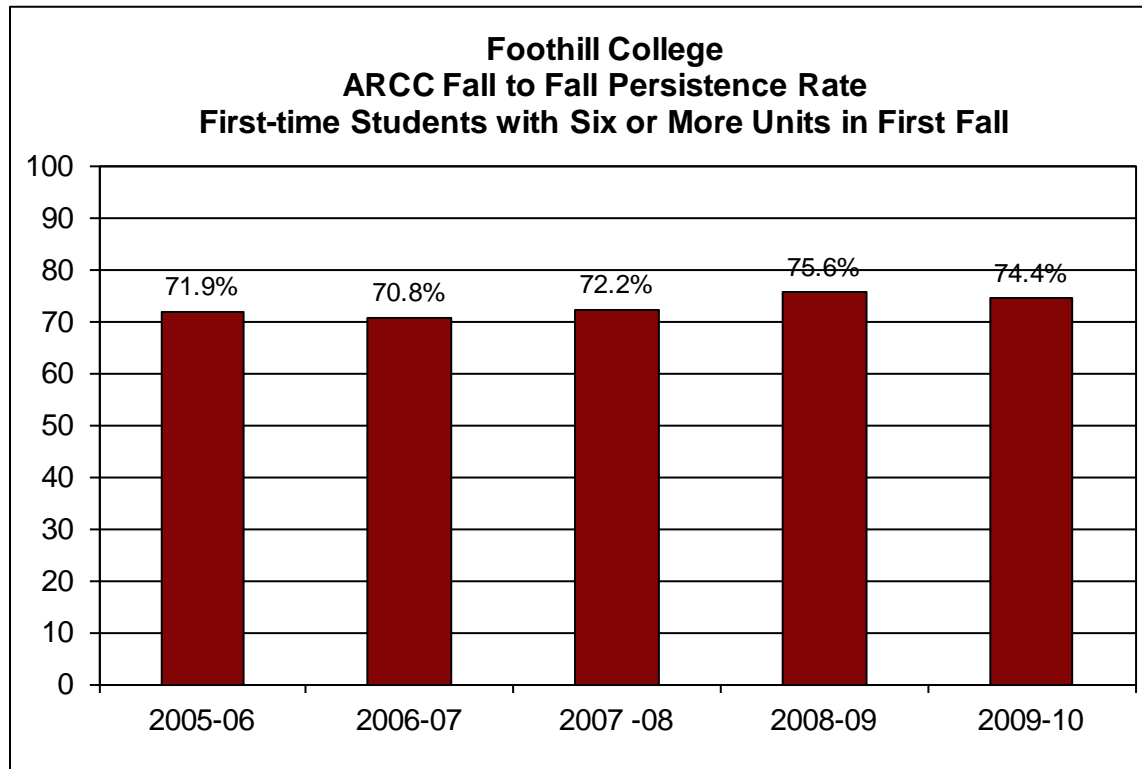
Cohort includes full-time freshmen who complete 12 credit units and attempt a transfer level English or Math course and are tracked after six years.

Target status: Foothill transfer rate (57%) higher than state (42%).



FOOTHILL COLLEGE

Fall to Fall Persistence



Source: ARCC Report 2012

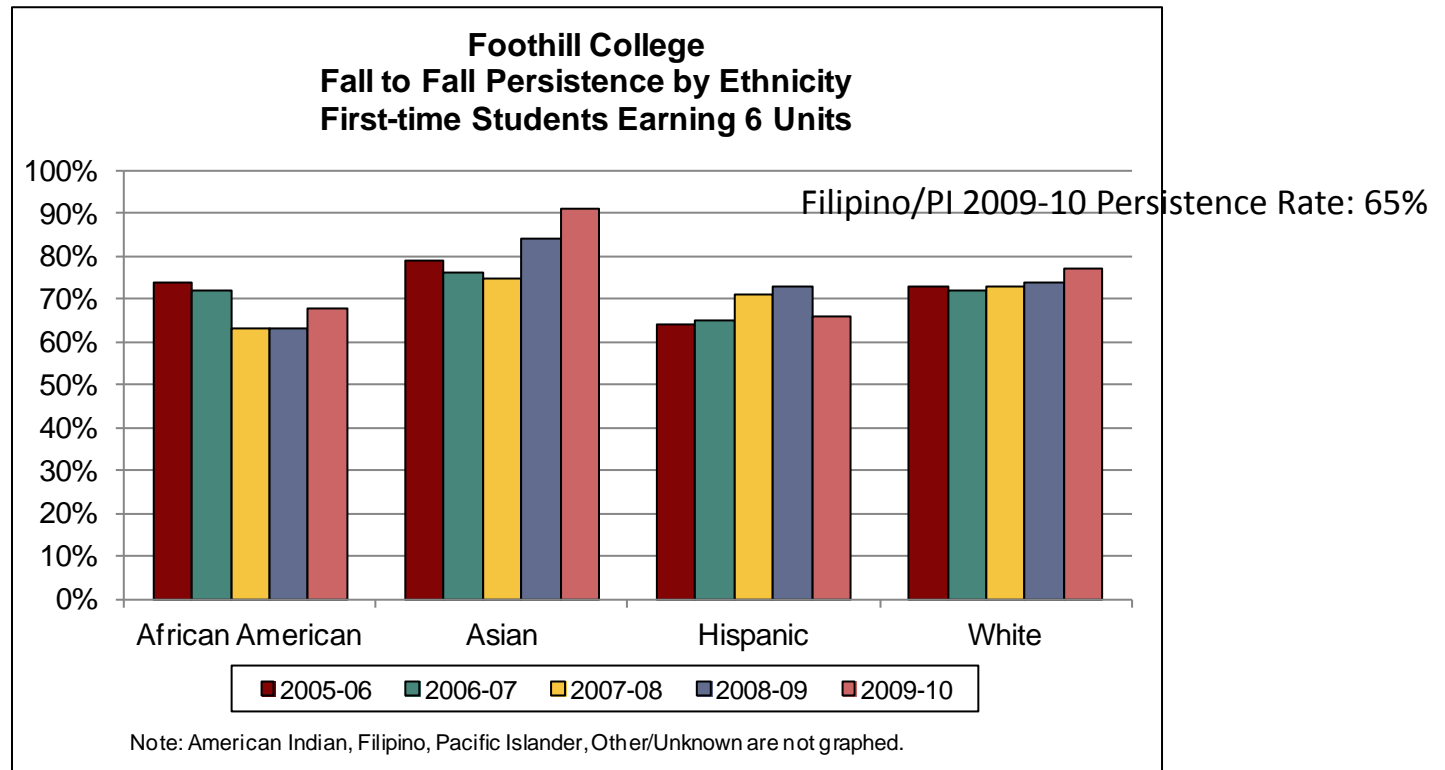
Peer group includes Canada, Canyons, De Anza, Diablo Valley, Evergreen Valley, Gavilan, Irvine Valley, Las Positas, Marin, Mission, Moorpark, Ohlone, Saddleback, San Jose City, San Mateo, West Valley.

Target status: Foothill is at peer group average.



FOOTHILL COLLEGE

Fall to Fall Persistence by Ethnicity



Source: ARCC Report 2012

Target status: Foothill persistence rate on increasing trend for most ethnic groups.



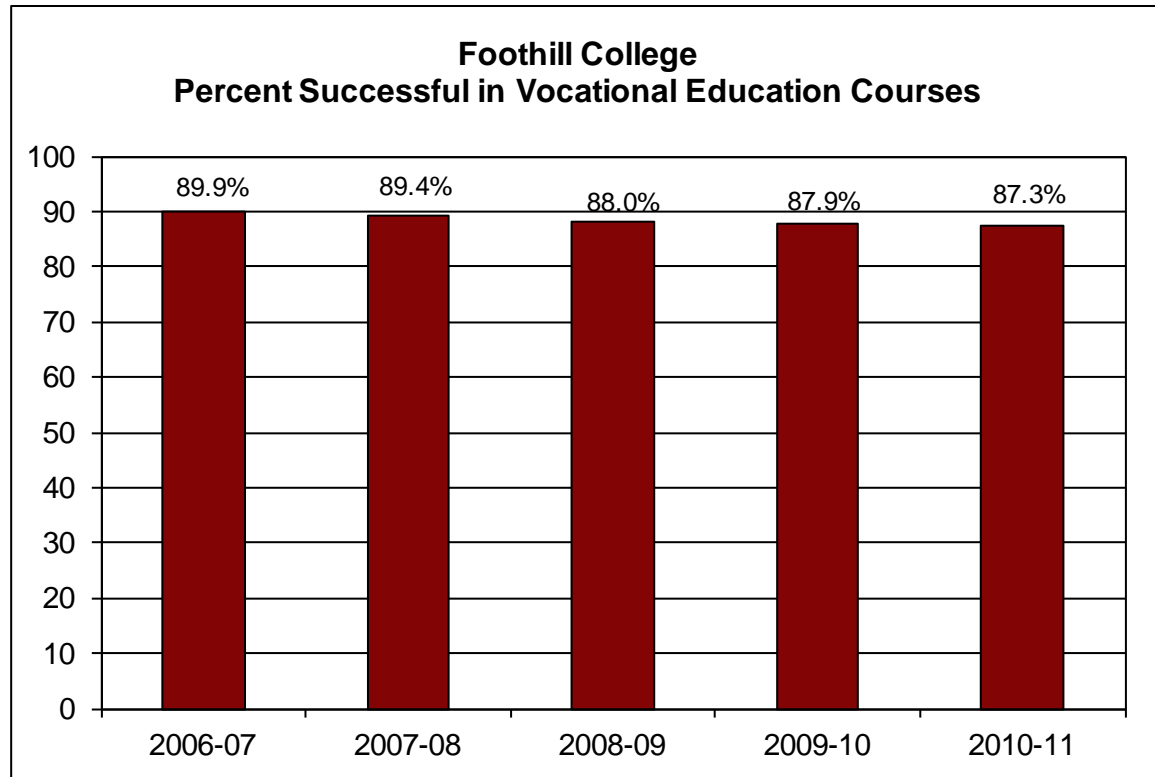
FOOTHILL COLLEGE

Workforce

Goal	Metric	Target
Improve the Outcomes of Vocational Students	Improve the Outcomes of Vocational Students	By 2015, Foothill will achieve 90% or the highest score within its peer group.
Improve Student Achievement Outcomes	Number of Certificates Awarded	By 2015, Foothill will increase the number of certificates awarded by 8 percentage points.
	Number of Degrees Awarded	By 2015, Foothill will increase the number of degrees awarded by 8 percentage points.
	Certificates and Degrees awarded to historically underserved student groups	By 2015, the number of certificates and degrees awarded by Foothill will be reflective of the student population by ethnicity.



Vocational Course Completion



Source: ARCC Report 2012

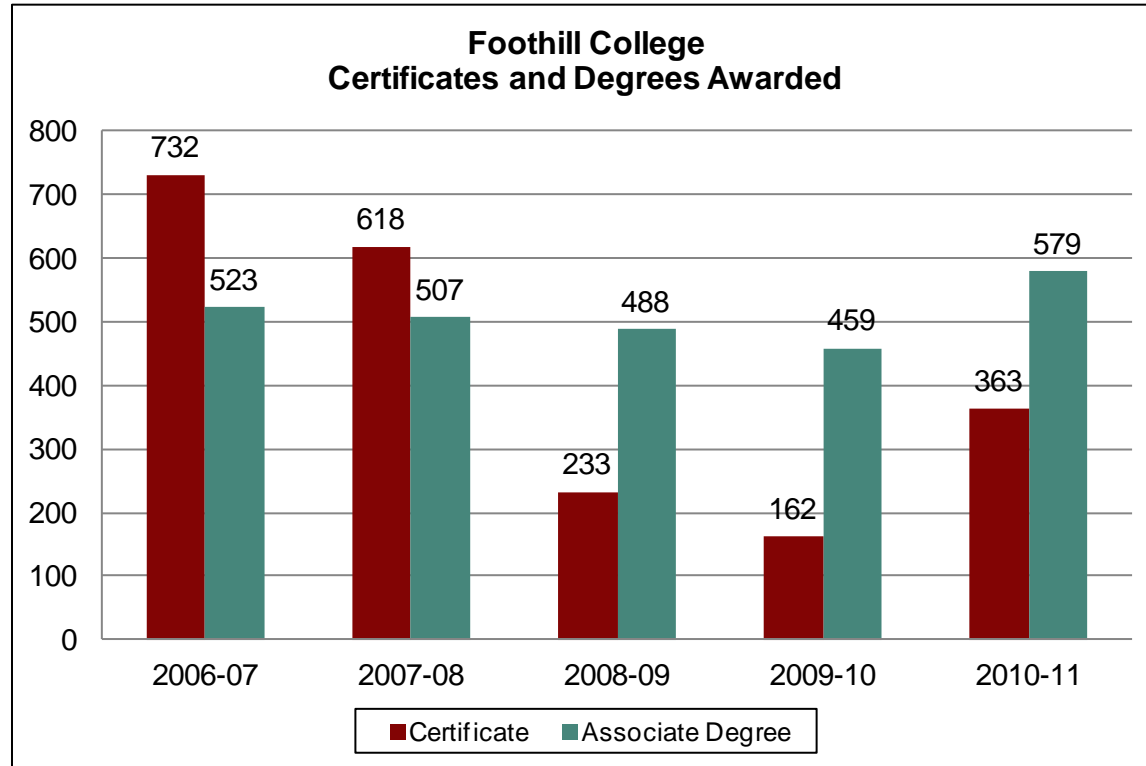
Peer group includes Alameda, American River, Cabrillo, Cerritos, Chabot, Cosumnes River, East LA, Hartnell, LA Trade Tech, Las Positas, Long Beach City, Mira Costa, Mt. San Antonio, Ohlone, Palomar, San Bernardino, San Diego Miramar, San Francisco City, San Jose City, San Mateo, Sierra, Skyline

Target status: Foothill represents peer high.



FOOTHILL COLLEGE

Certificates and Degrees Awarded



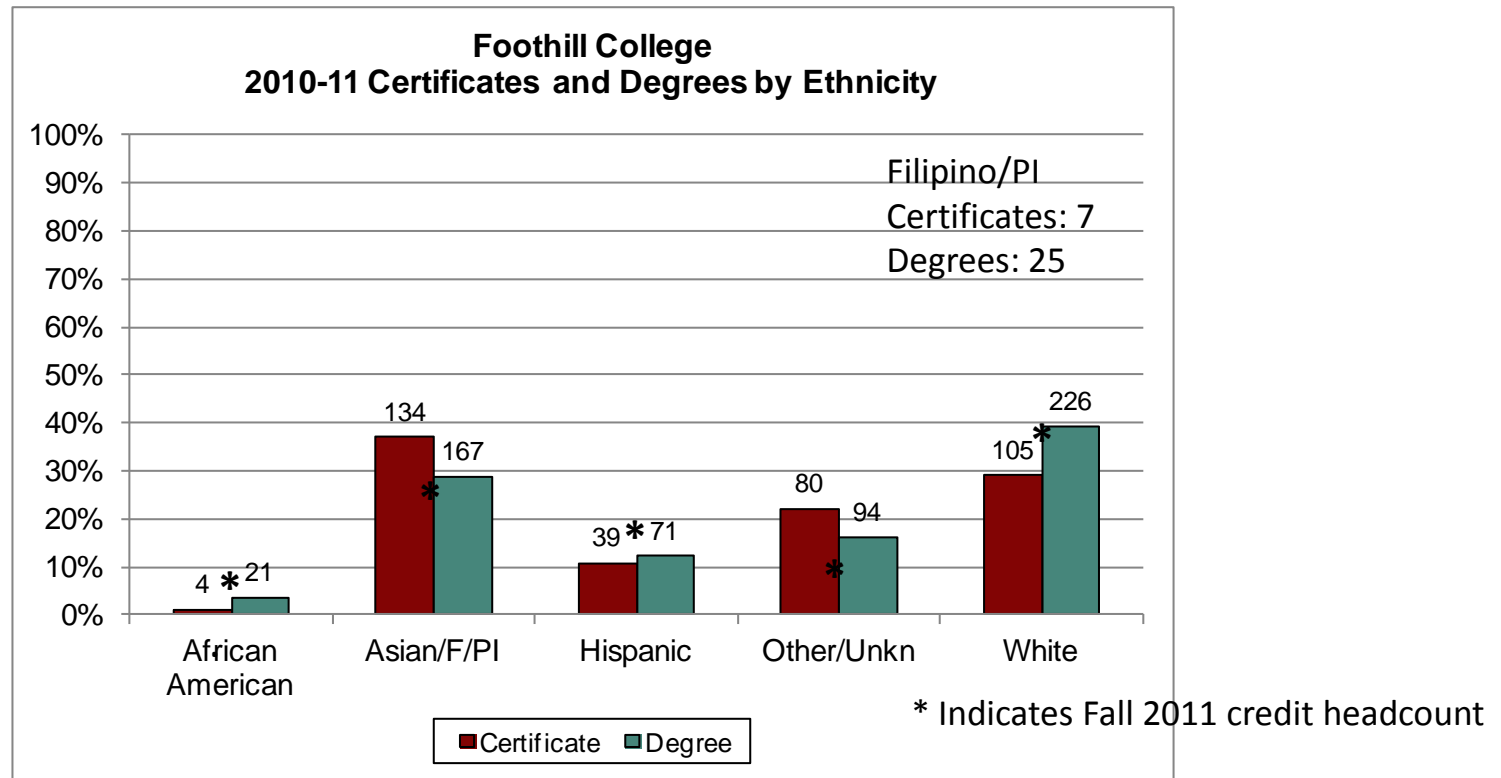
Source: FHDA IR&P

Target status: Foothill has increased number of certificates and degrees by more than 8 percentage pts.



FOOTHILL COLLEGE

Certificates and Degrees by Ethnicity



Source: FHDA IR&P

Target status: Foothill awards are fairly reflective of student population.



FOOTHILL COLLEGE

For Discussion

- Updates by workgroups
- Revise metrics
- Revise targets
- Inform future objectives



For More Information

- ARCC Report:
 - <http://www.cccco.edu/Portals/4/TRIS/research/ARCC/ARCC%202012%20March%20Final.pdf>
- FHDA Research:
 - <http://research.fhda.edu>
- Foothill IR:
 - <http://www.foothill.edu/staff/irs/FHresearch/requestcompleted.php>

